



HAL
open science

Shape optimization for heat exchangers with a thin layer

Fabien Caubet, Carlos Conca, Marc Dambrine, Rodrigo Zelada

► **To cite this version:**

Fabien Caubet, Carlos Conca, Marc Dambrine, Rodrigo Zelada. Shape optimization for heat exchangers with a thin layer. Sixteenth International Conference Zaragoza-Pau on Mathematics and its Applications, Sep 2022, Jaca, Spain. hal-04604150

HAL Id: hal-04604150

<https://univ-pau.hal.science/hal-04604150v1>

Submitted on 6 Jun 2024

HAL is a multi-disciplinary open access archive for the deposit and dissemination of scientific research documents, whether they are published or not. The documents may come from teaching and research institutions in France or abroad, or from public or private research centers.

L'archive ouverte pluridisciplinaire **HAL**, est destinée au dépôt et à la diffusion de documents scientifiques de niveau recherche, publiés ou non, émanant des établissements d'enseignement et de recherche français ou étrangers, des laboratoires publics ou privés.

Copyright

SHAPE OPTIMIZATION FOR HEAT EXCHANGERS WITH A THIN LAYER

F. Caubet, C. Conca, M. Dambrine and R. Zelada

Abstract. This paper focuses on a shape optimization method applied to fluid-to-fluid heat exchangers. We consider the framework of two fluids separated by a solid thin layer (the wall of the pipes) and we perform an asymptotic expansion in order to obtain an approximated model without thin layer. Due to this approximation, the multi-physics problem is reduced to a weak-coupled problem, between the steady-state Navier-Stokes equations for the two fluids dynamics and the convection-diffusion equation for the heat. The aim is then to optimize the shape of the heat exchanger in order to maximize the heat exchange and minimize the pressure drop. Thus, we characterize the shape derivative for the objective functional and perform numerical simulations in two dimensions.

Keywords: Asymptotic analysis, Shape optimization, Heat exchangers.

AMS classification: 35C20, 49Q10, 76B75.

§1. Introduction

A heat exchanger is a device that allows the heat exchange between two or more fluids without mixing of fluids. There is a growing interest in heat exchangers due to energy consumption and aiming for efficiency. Engineers propose new designs based on physics, intuition and experience for different applications of the heat exchangers, trying to improve the performance.

The shape and topology optimization community has been interested in this application in the last few years, since the work [10] based on the SIMP method [3]. One of the main difficulties in solving a shape and topology optimization problem concerning heat exchangers is how to deal with the non-mixing constraint. Recently, [6] proposed a level-set approach with which is more natural to deal with the distance constraint. We highlight that in the literature, the separation between the fluids is assumed to be large enough.

Our work takes into account that a thin layer separates the two fluids (i.e. the pipe). This would require a very fine mesh of this solid region to numerically solve the problem, which is too expensive. Hence, in order to avoid that difficulty, we perform an asymptotic analysis to obtain effective transmission conditions between the two fluids which takes into account the diffusion in the solid, without meshing it. Another advantage is that we do not have to deal with the distance constraint as in the works mentioned above. However the obtained system, which can contain non standard transmission conditions, can be harder to solve.

To find the optimal design, we rely on the Hadamard's boundary variation method (see [2, 8] for more details) as in [6]. In this conference paper, we present the method in a first simplified model: more elaborated ones are the topic of a forthcoming work.

Paper organization. The paper is organized as follows. Section 2 is devoted to introduce the considered problem. In section 3 are obtained the effective boundary conditions, using an

asymptotic expansion, and we present the approximate optimization problem on which we focus. In section 4 are established the shape derivatives. In section 5 are presented numerical simulations. Finally, in section 6, some conclusions and perspectives of future work are given.

§2. Formulation of the optimal heat exchanger design problem

The domains. In this work, we consider $\Omega_{cold} := (-1, 1) \times (-1, 0)$ and $\Omega_{hot} := (-1, 1) \times (0, 1)$ be two disjoint open bounded domains of \mathbb{R}^2 , such that the whole domain Ω is formed by their union. In what follows, Ω_{hot} represents the hot fluid domain and Ω_{cold} the cold fluid domain. The interface between them is denoted by $\Gamma := \partial\Omega_{cold} \cap \partial\Omega_{hot} = (-1, 1) \times \{0\}$. Here and in the following, the subscript f stands for *cold* or *hot*. The boundaries of Ω_f are respectively composed by four disjoint regions: $\partial\Omega_f :=: \Gamma_{f,in} \cup \Gamma_{f,out} \cup \Gamma_{f,wall} \cup \Gamma$, where $\Gamma_{f,in}$ is the input of the fluid with a given velocity (Dirichlet boundary condition), $\Gamma_{f,out}$ contains outlet-pressure condition (Neumann boundary condition), and the classical non-slip condition (homogeneous Dirichlet boundary condition) is imposed on $\Gamma_{f,wall} \cup \Gamma$. The notations are summarized in Fig. 1.

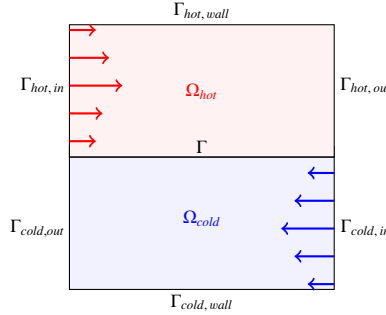


Figure 1: Illustration of the domain without thin layer

Let $\epsilon > 0$. We define the open bounded domains

$$D^\epsilon := (-1, 1) \times \left(-1 - \frac{\epsilon}{2}, 1 + \frac{\epsilon}{2}\right), \quad \Omega_s^\epsilon := \left\{x \in D^\epsilon; d(x, \Gamma) < \frac{\epsilon}{2}\right\}$$

and

$$\begin{aligned} \Omega_{cold}^\epsilon &:= \{x \in D^\epsilon \setminus \Omega_s^\epsilon; x_2 < 0\}, & \Gamma_{cold}^\epsilon &:= \left\{x \in D^\epsilon; d(x, \Gamma) = \frac{\epsilon}{2}; x_2 < 0\right\}, \\ \Omega_{hot}^\epsilon &:= \{x \in D^\epsilon \setminus \Omega_s^\epsilon; x_2 > 0\}, & \Gamma_{hot}^\epsilon &:= \left\{x \in D^\epsilon; d(x, \Gamma) = \frac{\epsilon}{2}; x_2 > 0\right\}. \end{aligned}$$

We denote $\Gamma^\epsilon := \Gamma_{cold}^\epsilon \cup \Gamma_{hot}^\epsilon$ and we define $\Gamma_{f,in}^\epsilon$, $\Gamma_{f,out}^\epsilon$ and $\Gamma_{f,wall}^\epsilon$ by translating $\Gamma_{f,in}$, $\Gamma_{f,out}$ and $\Gamma_{f,wall}$ by $\pm \frac{\epsilon}{2}$. The boundaries of Ω_f^ϵ are then composed by $\Gamma_{f,in}^\epsilon$, $\Gamma_{f,out}^\epsilon$, $\Gamma_{f,wall}^\epsilon$ and Γ^ϵ . The boundaries of Ω_s^ϵ are Γ^ϵ and $\Gamma_{s,wall}^\epsilon := \partial\Omega_s^\epsilon \setminus \Gamma^\epsilon$. Finally we define Ω^ϵ as the union of Ω_{cold}^ϵ , Ω_{hot}^ϵ and Ω_s^ϵ . Accordingly, $\partial\Omega^\epsilon = \Gamma_{in}^\epsilon \cup \Gamma_{out}^\epsilon \cup \Gamma_{wall}^\epsilon$, where $\Gamma_{in}^\epsilon := \Gamma_{cold,in}^\epsilon \cup \Gamma_{hot,in}^\epsilon$, $\Gamma_{out}^\epsilon := \Gamma_{cold,out}^\epsilon \cup \Gamma_{hot,out}^\epsilon$ and $\Gamma_{wall}^\epsilon := \Gamma_{cold,wall}^\epsilon \cup \Gamma_{hot,wall}^\epsilon \cup \Gamma_{s,wall}^\epsilon$ (see Fig. 2).

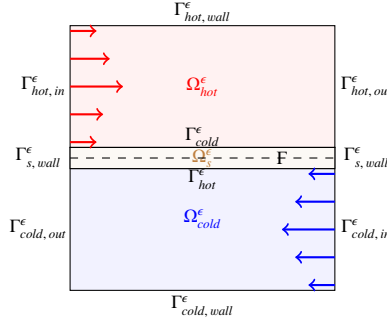


Figure 2: Illustration of the domain of the exact problem with a thin layer

The physical models. We model the fluid flow with the stationary Navier-Stokes equations: u_f^ϵ stands for the velocity of each fluid and p_f^ϵ for the pressure. The physical properties of the fluids, that is, the viscosity ν_f and the density ρ_f , are assumed to be constants. Let $u_{f,in} \in H^{\frac{1}{2}}(\Gamma_{f,in})^d$ and let us consider $u_{f,in}^\epsilon(x_1, x_2) := u_{f,in}(x_1, x_2 \pm \frac{\epsilon}{2})$. Then we have the following system

$$\left\{ \begin{array}{ll} -\nu_f \Delta u_f^\epsilon + \rho_f (\nabla u_f^\epsilon) u_f^\epsilon + \nabla p_f^\epsilon = 0 & \text{in } \Omega_f^\epsilon, \\ \operatorname{div}(u_f^\epsilon) = 0 & \text{in } \Omega_f^\epsilon, \\ u_f^\epsilon = u_{f,in}^\epsilon & \text{on } \Gamma_{f,in}^\epsilon, \\ \sigma(u_f^\epsilon, p_f^\epsilon) n = 0 & \text{on } \Gamma_{f,out}^\epsilon, \\ u_f^\epsilon = 0 & \text{on } \Gamma_{f,wall}^\epsilon \cup \Gamma_f^\epsilon, \end{array} \right. \quad (1)$$

where the fluid stress tensor is defined by

$$\sigma(u, p) := 2\nu \varepsilon(u) - pI, \quad \text{with } \varepsilon(u) := \frac{1}{2} (\nabla u + \nabla u^T).$$

In the following, we introduce the notations

$$\begin{aligned} u^\epsilon &:= u_{cold}^\epsilon \mathbb{1}_{\Omega_{cold}^\epsilon} + u_{hot}^\epsilon \mathbb{1}_{\Omega_{hot}^\epsilon}, & p^\epsilon &:= p_{cold}^\epsilon \mathbb{1}_{\Omega_{cold}^\epsilon} + p_{hot}^\epsilon \mathbb{1}_{\Omega_{hot}^\epsilon}, \\ \nu^\epsilon &:= \nu_{cold}^\epsilon \mathbb{1}_{\Omega_{cold}^\epsilon} + \nu_{hot}^\epsilon \mathbb{1}_{\Omega_{hot}^\epsilon}, & \rho^\epsilon &:= \rho_{cold}^\epsilon \mathbb{1}_{\Omega_{cold}^\epsilon} + \rho_{hot}^\epsilon \mathbb{1}_{\Omega_{hot}^\epsilon}. \end{aligned}$$

Concerning the temperature, we model it as the solution T^ϵ of the stationary convection-diffusion equation in Ω^ϵ , where T_{hot}^ϵ , T_{cold}^ϵ and T_s^ϵ are the restriction of the temperature to Ω_{hot}^ϵ , Ω_{cold}^ϵ and Ω_s^ϵ respectively. The physical parameters are the thermal conductivity κ_f and the thermal capacity c_f are assumed to be constant. We then define

$$T^\epsilon := T_{cold}^\epsilon \mathbb{1}_{\Omega_{cold}^\epsilon} + T_{hot}^\epsilon \mathbb{1}_{\Omega_{hot}^\epsilon} + T_s^\epsilon \mathbb{1}_{\Omega_s^\epsilon}, \quad k^\epsilon := k_{cold}^\epsilon \mathbb{1}_{\Omega_{cold}^\epsilon} + k_{hot}^\epsilon \mathbb{1}_{\Omega_{hot}^\epsilon} + k_s \mathbb{1}_{\Omega_s^\epsilon}, \quad c^\epsilon := c_{cold}^\epsilon \mathbb{1}_{\Omega_{cold}^\epsilon} + c_{hot}^\epsilon \mathbb{1}_{\Omega_{hot}^\epsilon}.$$

On the inlet Γ_{in}^ϵ we impose a given temperature (colder on $\Gamma_{cold,in}^\epsilon$ and hotter on $\Gamma_{hot,in}^\epsilon$), and on Γ_{wall}^ϵ and Γ_{out}^ϵ we assume adiabatic conditions. On the interface Γ^ϵ we suppose continuity of the temperature and the flux, this is, the jumps are zero. Let $T_{in} \in H^{\frac{1}{2}}(\Gamma_{in})$, then we

define $T_{in}^\epsilon(x_1, x_2) := T_{in}(x_1, x_2 \pm \frac{\epsilon}{2})$. The convection-diffusion equation is stated as

$$\left\{ \begin{array}{ll} -\operatorname{div}(k_{cold}\nabla T_{cold}^\epsilon) + \rho_{cold}c_{cold}u_{cold}^\epsilon \cdot \nabla T_{cold}^\epsilon = 0 & \text{in } \Omega_{cold}^\epsilon, \\ -\operatorname{div}(k_{hot}\nabla T_{hot}^\epsilon) + \rho_{hot}c_{hot}u_{hot}^\epsilon \cdot \nabla T_{hot}^\epsilon = 0 & \text{in } \Omega_{hot}^\epsilon, \\ -\operatorname{div}(k_s\nabla T_s^\epsilon) = 0 & \text{in } \Omega_s^\epsilon, \\ T^\epsilon = T_{in}^\epsilon & \text{on } \Gamma_{in}^\epsilon, \\ \frac{\partial T^\epsilon}{\partial n} = 0 & \text{on } \Gamma_{out}^\epsilon \cup \Gamma_{wall}^\epsilon, \\ \frac{[T^\epsilon]}{\partial n} = 0 & \text{on } \Gamma^\epsilon, \\ \left[k \frac{\partial T^\epsilon}{\partial n} \right] = 0 & \text{on } \Gamma^\epsilon. \end{array} \right. \quad (2)$$

Remark 1. In this work, we assume that the thermal expansion/contraction effects due to temperature are small enough. Thus the velocity does not depend on the temperature and then the problem is weakly coupled. This represents a first step for forthcoming work.

Functional framework and optimization problem. We introduce the following functional spaces for the Navier-Stokes and convection-diffusion equations respectively,

$$\begin{aligned} V(\Omega_f^\epsilon) &:= \{w^\epsilon \in H^1(\Omega_f^\epsilon)^d; w^\epsilon = 0 \text{ on } \Gamma_{f,in}^\epsilon \cup \Gamma_{f,wall}^\epsilon \cup \Gamma_f^\epsilon\}, \\ \mathcal{H}^1(\Omega^\epsilon) &:= \{S^\epsilon \in H^1(\Omega^\epsilon); S^\epsilon = 0 \text{ on } \Gamma_{in}^\epsilon\}. \end{aligned}$$

Hence, the variational formulations are the following. For the Navier-Stokes equations (1),

$$\left\{ \begin{array}{l} \text{Find } (u_f^\epsilon, p_f^\epsilon) \in (u_{f,in}^\epsilon + V(\Omega_f^\epsilon)) \times L^2(\Omega_f^\epsilon) \text{ such that } \forall w^\epsilon \in V^\epsilon(\Omega_f^\epsilon), r^\epsilon \in L^2(\Omega_f^\epsilon), \\ \int_{\Omega_f^\epsilon} (2\nu_f \mathcal{E}(u_f^\epsilon) : \mathcal{E}(w^\epsilon) + \rho_f (\nabla u_f^\epsilon) u_f^\epsilon \cdot w^\epsilon - p_f^\epsilon \operatorname{div}(w^\epsilon) - r^\epsilon \operatorname{div}(u_f^\epsilon)) dx = 0. \end{array} \right. \quad (3)$$

For the convection-diffusion equation (2),

$$\left\{ \begin{array}{l} \text{Find } T^\epsilon \in T_{in}^\epsilon + \mathcal{H}^1(\Omega^\epsilon) \text{ such that } \forall S^\epsilon \in \mathcal{H}^1(\Omega^\epsilon), \\ \int_{\Omega_s^\epsilon} k_s \nabla T^\epsilon \cdot \nabla S^\epsilon dx + \int_{\Omega_{hot}^\epsilon \cup \Omega_{cold}^\epsilon} (k^\epsilon \nabla T^\epsilon \cdot \nabla S^\epsilon + \rho^\epsilon c^\epsilon S^\epsilon u^\epsilon \cdot \nabla T^\epsilon) dx = 0. \end{array} \right. \quad (4)$$

Our original aim is to minimize a certain functional with respect to the shape of the thin layer which is the variable. The others boundaries are assumed to be fixed. For our applications, we want to maximize the heat exchanged and minimize the pressure drop. The negative heat exchanged W ($-W$ is the heat exchanged) can be defined as

$$W(\Omega^\epsilon, u^\epsilon, T^\epsilon) = \int_{\Omega_{hot}^\epsilon} \rho^\epsilon c^\epsilon u^\epsilon \cdot \nabla T^\epsilon dx - \int_{\Omega_{cold}^\epsilon} \rho^\epsilon c^\epsilon u^\epsilon \cdot \nabla T^\epsilon dx. \quad (5)$$

For the drop pressure we consider the difference between the pressure on the output and input, that is $DP(\Omega_{cold}^\epsilon, p^\epsilon) = \int_{\Gamma_{cold,in}^\epsilon} p^\epsilon ds - \int_{\Gamma_{cold,out}^\epsilon} p^\epsilon ds$. This functional is directly linked with the energy dissipation of the fluid given by

$$E(\Omega^\epsilon, u^\epsilon) = \int_{\Omega_{hot}^\epsilon \cup \Omega_{cold}^\epsilon} 2\nu^\epsilon |\mathcal{E}(u^\epsilon)|^2 dx. \quad (6)$$

We consider this functional rather than DP for mathematical reason: firstly it is a volume integral and secondly, since the pressure does not have boundary conditions, the adjoint state associated to DP can be ill-posed. Therefore, the shape optimization problem that we aim to solve is

$$\begin{cases} \min & W(\Omega^\epsilon, u^\epsilon(\Omega^\epsilon), T^\epsilon(\Omega^\epsilon)) \\ \text{s.t.} & E(\Omega^\epsilon, u^\epsilon(\Omega^\epsilon)) \leq E_{max} \\ & d(\Omega_{f,cold}^\epsilon, \Omega_{f,hot}^\epsilon) \geq d_{min}, \end{cases} \quad (7)$$

where $d(\Omega_{f,cold}^\epsilon, \Omega_{f,hot}^\epsilon) := \inf_{x \in \Omega_{f,cold}^\epsilon, y \in \Omega_{f,hot}^\epsilon} |x - y|$ and u^ϵ, T^ϵ are the solutions of (3) and (4).

§3. Derivation of the effective boundary conditions, convergence analysis and approximate optimization problem

In order to deal with the convection-diffusion equation (2), we aim to make an asymptotic expansion to obtain a new model without thin layer and with new transmission conditions. In this way, we will get rid of the meshing of Ω_s^ϵ associated to the small parameter, but the equations will change. More details about this technique can be found in [11].

Derivation of the new transmission conditions. Since the Navier-Stokes equations (1) does not depend on Ω_s^ϵ , we only have to replace $\Omega_f^\epsilon, \Gamma_f^\epsilon, \Gamma_{f,in}^\epsilon, \Gamma_{f,out}^\epsilon, u_{f,in}^\epsilon$ by $\Omega_f, \Gamma_f, \Gamma_{f,in}, \Gamma_{f,out}, u_{f,in}$, respectively. We define (u_f, p_f) the solution of the following problem:

$$\begin{cases} -\nu_f \Delta u_f + \rho_f (\nabla u_f) u_f + \nabla p_f = 0 & \text{in } \Omega_f, \\ \operatorname{div}(u_f) = 0 & \text{in } \Omega_f, \\ u_f = u_{f,in} & \text{on } \Gamma_{f,in}, \\ \sigma(u_f, p_f) n = 0 & \text{on } \Gamma_{f,out}, \\ u_f = 0 & \text{on } \Gamma_{f,wall} \cup \Gamma. \end{cases} \quad (8)$$

Note that u_f, p_f is the translated solution of $u_f^\epsilon, p_f^\epsilon$ in Ω_f^ϵ to Ω_f . Then, we define,

$$\begin{aligned} u &:= u_{cold} \mathbb{1}_{\Omega_{cold}} + u_{hot} \mathbb{1}_{\Omega_{hot}}, & p &:= p_{cold} \mathbb{1}_{\Omega_{cold}} + p_{hot} \mathbb{1}_{\Omega_{hot}}, \\ v &:= v_{cold} \mathbb{1}_{\Omega_{cold}} + v_{hot} \mathbb{1}_{\Omega_{hot}}, & \rho &:= \rho_{cold} \mathbb{1}_{\Omega_{cold}} + \rho_{hot} \mathbb{1}_{\Omega_{hot}}, \\ k &:= k_{cold} \mathbb{1}_{\Omega_{cold}} + k_{hot} \mathbb{1}_{\Omega_{hot}}, & c &:= c_{cold} \mathbb{1}_{\Omega_{cold}} + c_{hot} \mathbb{1}_{\Omega_{hot}}. \end{aligned}$$

Proposition 1. We consider $T = T_{cold} \mathbb{1}_{\Omega_{cold}} + T_{hot} \mathbb{1}_{\Omega_{hot}}$ the solution of the problem

$$\begin{cases} -\operatorname{div}(k_{cold} \nabla T_{cold}) + \rho_{cold} c_{cold} u_{cold} \cdot \nabla T_{cold} = 0 & \text{in } \Omega_{cold}, \\ -\operatorname{div}(k_{hot} \nabla T_{hot}) + \rho_{hot} c_{hot} u_{hot} \cdot \nabla T_{hot} = 0 & \text{in } \Omega_{hot}, \\ T = T_{in} & \text{on } \Gamma_{in}, \\ k \frac{\partial T}{\partial n} = 0 & \text{on } \Gamma_{out} \cup \Gamma_{wall}, \\ [T] = 0 & \text{on } \Gamma, \\ \left[k \frac{\partial T}{\partial n} \right] = 0 & \text{on } \Gamma. \end{cases} \quad (9)$$

Then, it exists $C > 0$ independent of ϵ such that $\|S^\epsilon - T\|_{1,\Omega} \leq C\epsilon$, where $S^\epsilon := T_{cold}^\epsilon(\cdot, \cdot - \frac{\epsilon}{2}) \mathbb{1}_{\Omega_{cold}} + T_{hot}^\epsilon(\cdot, \cdot + \frac{\epsilon}{2}) \mathbb{1}_{\Omega_{hot}}$ and T^ϵ is the solution of (2).

Proof. We recall that we here consider a square geometry in the two dimensional case. We postulate the *Ansätze*, $T_f^\epsilon(x) = \sum_{j \geq 0} \epsilon^j T_f^j(x_1, x_2)$, and $T_s^\epsilon(x) = \sum_{j \geq 0} \epsilon^j T_s^j\left(x_1, \frac{x_2}{\epsilon}\right)$.

Defining $Y := \frac{x_2}{\epsilon} \in \left(\frac{-1}{2}, \frac{1}{2}\right)$ and inserting this expansion in $\text{div}(k_s \nabla T_s^\epsilon) = 0$ in Ω_s^ϵ , we get

$$\sum_{j \geq 0} \epsilon^j \left(\frac{\partial}{\partial x_1} k_s \frac{\partial T_s^j}{\partial x_1} + \epsilon^{-2} \frac{\partial}{\partial Y} k_s \frac{\partial T_s^j}{\partial Y} \right) = 0, \quad \forall Y \in \left(\frac{-1}{2}, \frac{1}{2}\right).$$

Then, by formal identification of the powers of ϵ , we obtain in particular the first two terms,

$$\frac{\partial}{\partial Y} \left(k_s \frac{\partial T_s^0}{\partial Y} \right) = 0, \quad \frac{\partial}{\partial Y} \left(k_s \frac{\partial T_s^1}{\partial Y} \right) = 0, \quad \forall Y \in \left(\frac{-1}{2}, \frac{1}{2}\right).$$

Note that the problem solved by T_s^0, T_s^1 is one-dimensional, and x_1 is a parameter to that problem, so we can integrate with respect to Y , getting a first degree polynomial for T_s^0, T_s^1 . In order to determine the coefficients of this polynomial we use the transmission conditions. The transmission conditions $[T] = 0$ on Γ^ϵ and $\left[k \frac{\partial T}{\partial n} \right] = 0$ on Γ^ϵ become

$$T_s^j \left(x_1, \frac{\pm 1}{2} \right) = T_f^j(x_1, x_2), \quad \forall j \geq 0, \quad k_s \frac{\partial T_s^0}{\partial Y} \left(x_1, \pm \frac{1}{2} \right) = 0, \quad k_s \frac{\partial T_s^1}{\partial Y} \left(x_1, \pm \frac{1}{2} \right) = k_f \frac{\partial T_f^0}{\partial n} \left(x_1, \pm \frac{\epsilon}{2} \right),$$

where we choose the normal n pointing towards Ω_{hot}^ϵ . Using these equations leads to T_s^0, T_s^1 be affine with respect to Y . Furthermore, $[T^0]_\epsilon = 0$ and $\left[k \frac{\partial T^0}{\partial n} \right]_\epsilon(x_1) = 0$, with the notation

$[S]_\epsilon(x_1) := S_{hot} \left(x_1, \frac{\epsilon}{2} \right) - S_{cold} \left(x_1, \frac{-\epsilon}{2} \right)$, for the jump between temperature on Γ_{hot}^ϵ and Γ_{cold}^ϵ respectively. To justify the convergence we proceed as in [11], observing that $T = S^0 := T^0(\cdot, \cdot - \frac{\epsilon}{2}) \mathbb{1}_{\Omega_{cold}} + T^0(\cdot, \cdot + \frac{\epsilon}{2}) \mathbb{1}_{\Omega_{hot}}$, due to S^0 satisfies Equation (9). \square

Remark 2. Notice that, in order to extend the result in a more general framework than the square, we could use curvilinear coordinates as in [4].

Formulation of the approximate optimal heat exchanger design problem. Since now, we will work with the approximated model (9) instead of the exact model (2). The Navier-Stokes equations (8) have following variational formulation

$$\left\{ \begin{array}{l} \text{Find } (u_f, p_f) \in (u_{f,in} + V(\Omega_f)) \times L^2(\Omega_f) \text{ such that } \forall w \in V(\Omega_f), r \in L^2(\Omega_f), \\ \int_{\Omega_f} (2\nu_f \mathcal{E}(u_f) : \mathcal{E}(w) + \rho_f (\nabla u_f) u_f \cdot w - p_f \text{div}(w) - r \text{div}(u_f)) dx = 0 \end{array} \right. \quad (10)$$

and the variational formulation associated to (9) is

$$\left\{ \begin{array}{l} \text{Find } T \in T_{in} + \mathcal{H}_0^1(\Omega) \text{ such that } \forall S \in \mathcal{H}_0^1(\Omega), \\ \int_{\Omega} (k \nabla T \cdot \nabla S + \rho c S u \cdot \nabla T) dx = 0, \end{array} \right. \quad (11)$$

where $\mathcal{H}_0^1(\Omega) := \{S \in H^1(\Omega); S = 0 \text{ on } \Gamma_{in}\}$.

Remark 3. If the viscosity ν_f is large enough, the problem (10) has a unique solution (see, e.g., [7] for details), and the problem (11) is also well posed (see, e.g., [5]).

The initial shape optimization problem (7) is then replaced by the following one that we will focus on:

$$\begin{cases} \min & W(\Omega, u(\Omega), T(\Omega)) \\ \text{s.t.} & E(\Omega, u(\Omega)) \leq E_{max}, \end{cases} \quad (12)$$

where u and T are the solutions of (10) and (11), respectively.

§4. Shape sensitivity analysis

The computation of the shape derivatives for the order zero model is a simplification of [5] which was derived in a fully Lagrangian setting. In the next proposition, we give the Eulerian derivative for the convection-diffusion equation. This proof is rather standard and has been studied in detail in the literature. Thus we do not detail the proof here and refer for example to [1] where the case of the diffusion equation (without the convective term) is detailed (see also [9] for the Navier-Stokes equations). The case of more elaborated transmission conditions, doing an asymptotic expansion of order two for example, is much more difficult, in particular because of the Laplace-Beltrami operator.

Proposition 2. *The shape derivative T' of T is the solution of the following problem*

$$\left\{ \begin{array}{ll} -\operatorname{div}(k\nabla T') + \rho c(u \cdot \nabla T' + u' \cdot \nabla T) = 0 & \text{in } \Omega_{cold} \cup \Omega_{hot}, \\ T' = 0 & \text{on } \Gamma_{in}, \\ k \frac{\partial T'}{\partial n} = 0 & \text{on } \Gamma_{out}, \\ [T'] = -[k^{-1}] k \frac{\partial T}{\partial n} (\theta \cdot n) & \text{on } \Gamma, \\ \left[k \frac{\partial T'}{\partial n} \right] = -[k] \operatorname{div}_\tau((\theta \cdot n) \nabla_\tau T) & \text{on } \Gamma. \end{array} \right.$$

For the Lagrangian setting we require the concept of *transported functional*.

Definition 1. In our context, the *transported functional* (in Ω instead of Ω_θ) of a shape objective functional J , is the functional \mathcal{J} such that for all $\theta \in W_0^{1,\infty}(\Omega, \mathbb{R}^d)$ and all $(\bar{u}, \bar{p}, \bar{T}) \in H^1(\Omega, \mathbb{R}^d) \times L^2(\Omega) \times H^1(\Omega)$

$$\mathcal{J}(\theta, \hat{u}, \hat{p}, \hat{T}) = J(\Gamma_\theta, \hat{u} \circ (I + \theta)^{-1}, \hat{p} \circ (I + \theta)^{-1}, \hat{T} \circ (I + \theta)^{-1}).$$

For the considered problem, \mathcal{E} and \mathcal{W} stand respectively for the transported functional of $E(\Omega, u)$ given in (6) and $W(\Omega, u, T)$ given in (5).

In order to obtain a suitable expression of the shape derivative, we introduce the following adjoint states. Firstly we consider $R \in \mathcal{H}_0^1(\Omega)$ solution of the following adjoint problem:

$$\int_\Omega (k\nabla R \cdot \nabla S + \rho c R u \cdot \nabla S) dx = \frac{\partial \mathcal{J}}{\partial T}(S), \quad \forall S \in \mathcal{H}_0^1(\Omega). \quad (13)$$

Notice that this problem (13) is classically well-posed. Secondly we consider $(v_f, q_f) \in V(\Omega_f) \times L^2(\Omega_f)$ solution of the following adjoint problem:

$$\begin{aligned}
& \int_{\Omega_f} \left(2\nu_f \varepsilon(v_f) : \varepsilon(w_f) + \rho_f ((\nabla u_f)^T v_f - (\nabla v_f) u_f) \cdot w_f - q_f \operatorname{div}(w_f) - r_f \operatorname{div}(v_f) \right) dx \\
&= - \int_{\Omega_f} \rho_f c_f R_f \nabla T_f \cdot w_f dx + \frac{\partial \mathcal{J}}{\partial (u_f, p_f)}(w_f, r_f), \quad \forall w_f \in V(\Omega_f), \forall r_f \in L^2(\Omega_f). \quad (14)
\end{aligned}$$

If ν_f is large enough, it is well-known that this problem (14) has a unique solution (v_f, q_f) .

Remark 4. To solve Problem (12), we consider the adjoint problem (13) with $\mathcal{J} = \mathcal{W}$ and the adjoint problem (14) with both $\mathcal{J} = \mathcal{W}$ and $\mathcal{J} = \mathcal{E}$, that is five adjoint problems $((v_{cold}^E, q_{cold}^E)$, (v_{hot}^E, q_{hot}^E)) associated to E , and R^W , (v_{cold}^W, q_{cold}^W) and (v_{hot}^W, q_{hot}^W) associated to W .

Using the previous notations, the shape derivative can be written in the volume or surface version, as it is established in the following proposition. The proof is classical (see, e.g., [5]) and based on a change of variable to move from the perturbed domain $\Omega_\theta = (I + \theta)\Omega$ to Ω .

Proposition 3. *Let J be an objective shape function depending on u and T . Let \mathcal{J} be the transported objective function. Then J is differentiable with respect to $\theta \in W^{1,\infty}(\Omega, \mathbb{R}^d)$ and the volume shape derivative is given by*

$$\begin{aligned}
\frac{d}{d\theta}(J(\Gamma_\theta, u(\Gamma_\theta), T(\Gamma_\theta)))(\theta) &= \frac{\partial \mathcal{J}}{\partial \theta}(\theta) - \int_{\Omega} (\sigma(u, p) : \nabla v + \rho(\nabla u)u \cdot v) \operatorname{div}(\theta) dx \\
&\quad + \int_{\Omega} \sigma(u, p) : (\nabla v \nabla \theta) + \sigma(v, q) : (\nabla u \nabla \theta) + \rho(\nabla u \nabla \theta)u \cdot v dx \\
&\quad - \int_{\Omega} \operatorname{div}(\theta)(k \nabla T \cdot \nabla R + \rho c R u \cdot \nabla T) dx + \int_{\Omega} k((\nabla \theta + \nabla \theta^t) \nabla T) \cdot \nabla R + \rho c R u \cdot (\nabla \theta^t \nabla T) dx.
\end{aligned}$$

Moreover, the surface shape derivative is given by

$$\frac{d}{d\theta}(J(\Gamma_\theta, u(\Gamma_\theta), T(\Gamma_\theta)))(\theta) = \frac{\partial \mathcal{J}}{\partial \theta}(\theta) + \int_{\Gamma} \left(-[\sigma(v, q) : \nabla u] + [k \nabla T \cdot \nabla R] - 2 \left[k \frac{\partial T}{\partial n} \frac{\partial R}{\partial n} \right] \right) (\theta \cdot n) ds.$$

where $\frac{\partial \mathcal{J}}{\partial \theta}$ denotes the normal component of $\frac{\partial \mathcal{J}}{\partial \theta}$.

In order to consider the optimization problem (12), we specify here the derivative of the associated functional:

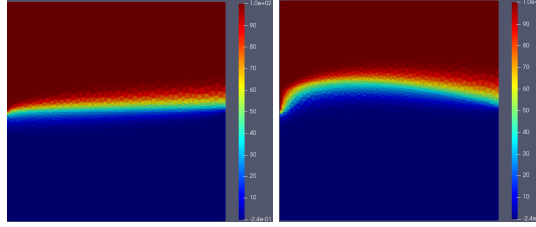
$$\begin{aligned}
\frac{\partial \mathcal{E}}{\partial \theta}(\theta) &= \int_{\Omega} |\epsilon(u)|^2 - 2\nu \epsilon(u) : \nabla u \nabla \theta dx, \\
\frac{\partial \mathcal{E}}{\partial \theta}(\theta) &= - \int_{\Gamma} |\epsilon(u)|^2 (\theta \cdot n) ds, \\
\frac{\partial \mathcal{E}}{\partial (u_f, p_f)}(w_f, r_f) &= \int_{\Omega_f} 4\nu_f \epsilon(u_f) : \epsilon(w_f) dx, \\
\frac{\partial \mathcal{W}}{\partial \theta}(\theta) &= \int_{\Omega_{hot}} \operatorname{div}(\theta) \rho c \nabla T \cdot u - \rho c u \cdot (\nabla \theta^t \nabla T) dx - \int_{\Omega_{cold}} \operatorname{div}(\theta) \rho c \nabla T \cdot u - \rho c u \cdot (\nabla \theta^t \nabla T) dx, \\
\frac{\partial \mathcal{W}}{\partial \theta}(\theta) &= 0, \\
\frac{\partial \mathcal{W}}{\partial T}(S) &= \int_{\Omega_{hot}} \rho c \nabla S \cdot u dx - \int_{\Omega_{cold}} \rho c \nabla S \cdot u dx, \\
\frac{\partial \mathcal{W}}{\partial (u, p)}(w, r) &= \int_{\Omega_{hot}} \rho c \nabla T \cdot w dx - \int_{\Omega_{cold}} \rho c \nabla T \cdot w dx.
\end{aligned}$$

Remark 5. These shape derivatives formulas are used in an optimization algorithm: at each iteration, they are used to find a descent direction and then we update the mesh.

§5. Numerical Results

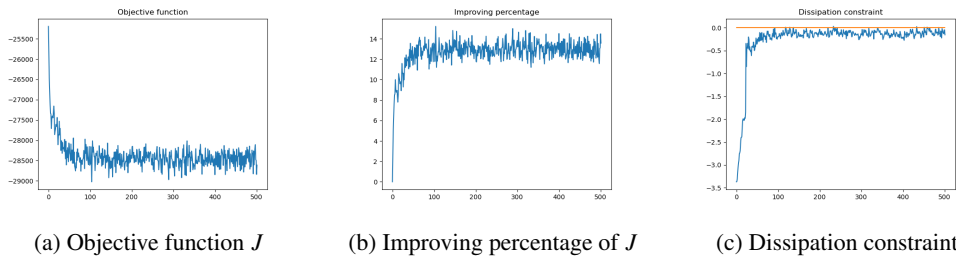
We consider Problem (12) and a similar example to the one in [5]: the square $\Omega = (0, 10) \times (0, 5) \cup (0, 10) \times (5, 10)$, where $\partial\Omega \setminus \Gamma$ are fixed with a counter-current exchange case, this is, the fluids enter from opposite directions. The inlet boundary conditions are $T_{hot} = 100$ and $T_{cold} = 0$, with a parabolic profile v_0 such that $\|v_0\|_\infty = 1$ at $\Gamma_{in,hot}$ and $\Gamma_{in,cold}$, respectively. Since this work is based on the order zero model, where we have obtained the classical transmissions conditions for the interface, we consider different physical properties: $\rho_{hot} = 1$, $\rho_{cold} = 2$, $k_{hot} = 10$, $k_{cold} = 20$, $\nu_{hot} = 0.16$, $\nu_{cold} = 0.08$, $c_{hot} = 100k_{hot}$, $c_{cold} = 100k_{cold}$.

The initial and last design are depicted in Fig. 3 and the convergence plots in Fig. 4: the dissipation tends to be saturated meanwhile the constraint is satisfied. The objective functions improve between 12% and 14%. We can see that to minimize the exchanged heat with $\rho_{hot}c_{hot} < \rho_{cold}c_{cold}$, the interface moves such that $|\Omega_{cold}| \geq |\Omega_{hot}|$, so in that way the temperature in the cold output will be hotter and the hot temperature will be colder (with respect to the initialization).



(a) Initial temperature field (b) Final temperature field

Figure 3: Plots of the temperature at the first and last iteration



(a) Objective function J

(b) Improving percentage of J

(c) Dissipation constraint

Figure 4: Convergence plots, where the dissipation constraint is the difference between the dissipation and the maximum value allowed.

Acknowledgements

Rodrigo Zelada was partially funded by the National Agency for Research and Development (ANID) Scholarship Program BECA DOCTORADO NACIONAL 2021-21211704.

References

- [1] AFRAITES, L., DAMBRINE, M., AND KATEB, D. On second order shape optimization methods for electrical impedance tomography. *SIAM journal on control and optimization* 47, 3 (2008), 1556–1590.
- [2] ALLAIRE, G., AND SCHOENAUER, M. *Conception optimale de structures*, vol. 58. Springer, 2007.
- [3] BENDSOE, M. P., AND SIGMUND, O. *Topology optimization: theory, methods, and applications*. Springer Science & Business Media, 2003.
- [4] CAUBET, F., HADDAR, H., VAN NGUYEN, D., ET AL. New transmission condition accounting for diffusion anisotropy in thin layers applied to diffusion mri. *ESAIM: Mathematical Modelling and Numerical Analysis* 51, 4 (2017), 1279–1301.
- [5] FEPPON, F., ALLAIRE, G., BORDEU, F., CORTIAL, J., AND DAPOGNY, C. Shape optimization of a coupled thermal fluid–structure problem in a level set mesh evolution framework. *SeMA Journal* 76, 3 (2019), 413–458.
- [6] FEPPON, F., ALLAIRE, G., DAPOGNY, C., AND JOLIVET, P. Body-fitted topology optimization of 2d and 3d fluid-to-fluid heat exchangers. *Computer Methods in Applied Mechanics and Engineering* 376 (2021), 113638.
- [7] GIRAULT, V., AND RAVIART, P.-A. *Finite element methods for Navier-Stokes equations: theory and algorithms*, vol. 5. Springer Science & Business Media, 2012.
- [8] HENROT, A., AND PIERRE, M. *Variation et optimisation de formes: une analyse géométrique*, vol. 48. Springer Science & Business Media, 2006.
- [9] HENROT, A., AND PRIVAT, Y. What is the optimal shape of a pipe? *Archive for rational mechanics and analysis* 196, 1 (2010), 281–302.
- [10] PAPAZOGLU, P. Topology optimization of heat exchangers. *Master’s thesis, TU Delft* (2015).
- [11] VIAL, G. Analyse multi-échelle et conditions aux limites approchées pour un probleme avec couche mince dans un domaine coin. *Thèse, Université de Rennes 1* (2003).

Fabien Caubet, Marc Dambrine and Rodrigo Zelada,
 LMAP, UPPA, 64013 Pau Cedex, France
 fabien.caubet@univ-pau.fr, marc.dambrine@univ-pau.fr and
 rodrigo.zelada-mancini@univ-pau.fr

Carlos Conca
 DIM, FCFM, Universidad de Chile, 7500000 Santiago, Chile
 cconca@dim.uchile.cl