



**HAL**  
open science

## Microbial Degradation Potential of Emerging Contaminants by Isolated Bacterial Strains

Hatice Turan, B.K. Hassani, Alisson Godino Sanchez, Zulfatun Naimah,  
Mathieu Sebilo, Remy Guyoneaud, Mathilde Monperrus

► **To cite this version:**

Hatice Turan, B.K. Hassani, Alisson Godino Sanchez, Zulfatun Naimah, Mathieu Sebilo, et al.. Microbial Degradation Potential of Emerging Contaminants by Isolated Bacterial Strains. SETAC Europe 33rd Annual Meeting, Apr 2023, Dublin, Ireland. hal-04237104

**HAL Id: hal-04237104**

**<https://univ-pau.hal.science/hal-04237104>**

Submitted on 11 Oct 2023

**HAL** is a multi-disciplinary open access archive for the deposit and dissemination of scientific research documents, whether they are published or not. The documents may come from teaching and research institutions in France or abroad, or from public or private research centers.

L'archive ouverte pluridisciplinaire **HAL**, est destinée au dépôt et à la diffusion de documents scientifiques de niveau recherche, publiés ou non, émanant des établissements d'enseignement et de recherche français ou étrangers, des laboratoires publics ou privés.

# Microbial Degradation Potential of Emerging Contaminants by Isolated Bacterial Strains

Hatice Turan<sup>1\*</sup>, Bahia Khalfaoui-Hassani<sup>2</sup>, Alisson Godino Sanchez<sup>2</sup>, Zulfatun Naimah<sup>1</sup>, Mathieu Sebilo<sup>3</sup>, Rémy Guyoneaud<sup>2</sup> and Mathilde Monperrus<sup>1</sup>



<sup>1</sup>Université de Pau et des Pays de l'Adour, E2S UPPA, CNRS, IPREM-MIRA, UMR 5254, 64600, Anglet, France

<sup>2</sup>Université de Pau et des Pays de l'Adour, E2S UPPA, CNRS, IPREM-MIRA, UMR 5254, 64000, Pau, France

<sup>3</sup>Sorbonne Université, CNRS, INRAE, IRD, UPD, UPEC, Institute of Ecology and Environmental Sciences - Paris, iEES, 75005, Paris, France



## Background

- High concentration of CECs in Capbreton Canyon<sup>[1]</sup>
- Isolation of 37 strains from sediments enriched with CECs<sup>[2]</sup>
- Selection of strains capable of degrading CECs<sup>[2]</sup>

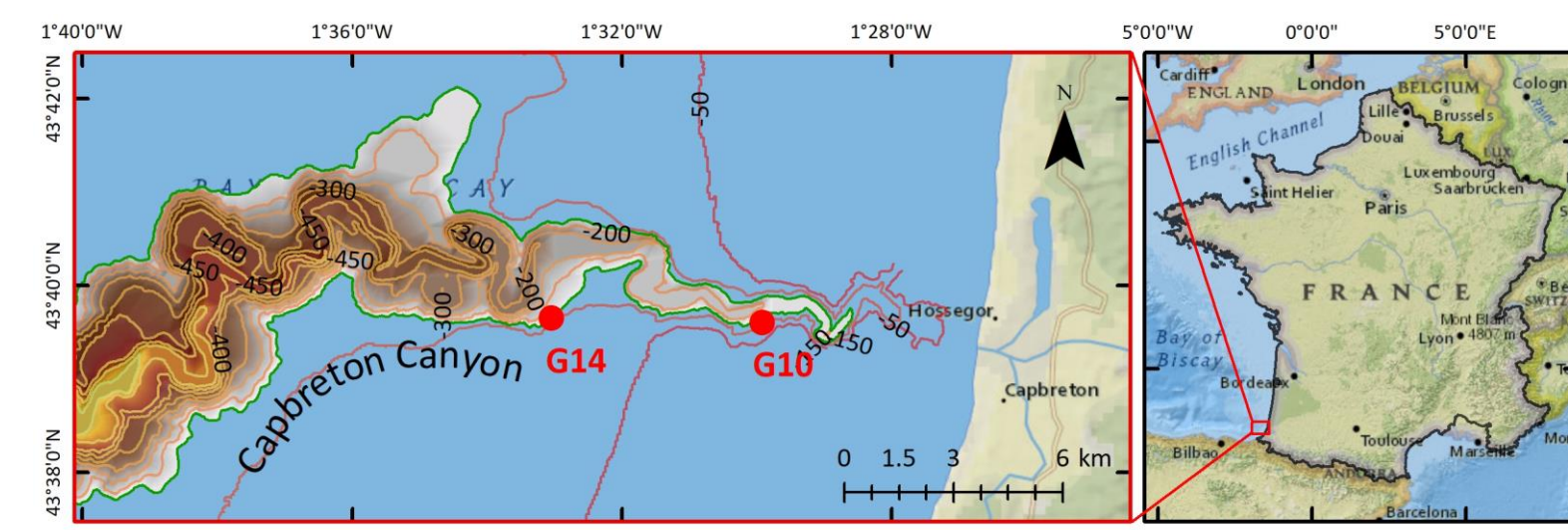


Fig 1. The location of sediment sampling sites used isolation of pure bacterial strains, Capbreton Submarine Canyon<sup>[2], [3]</sup>.

## Scientific Questions

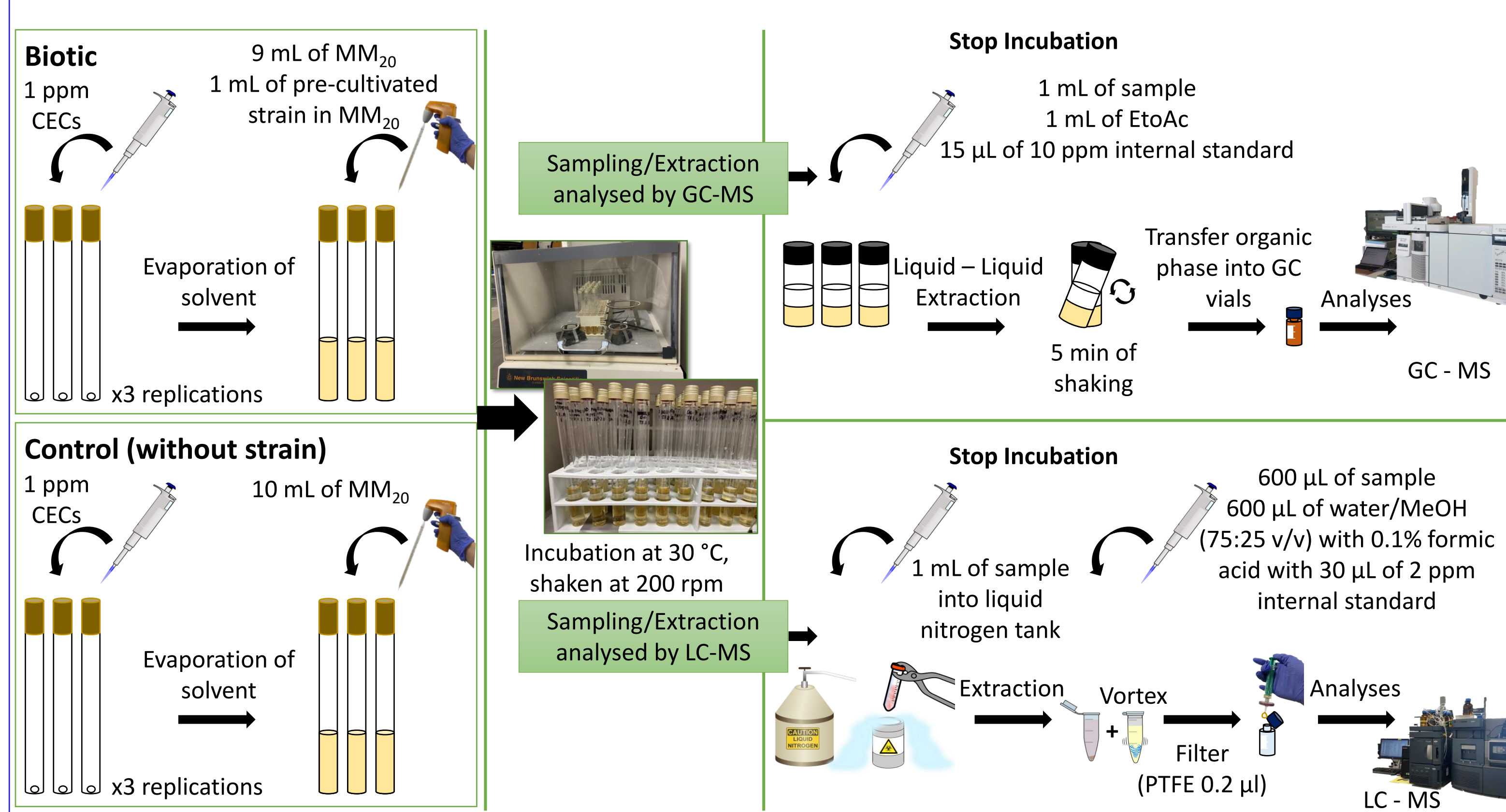
- What is the ability of pure strains isolated from marine sediments to degrade various contaminants of emerging concern (CECs) that have been frequently used in perfumes, personal care products, pharmaceutical industries, and agricultural activities?
- Is there any relationship between their biodegradation potential and resistance?

## Material and Methods

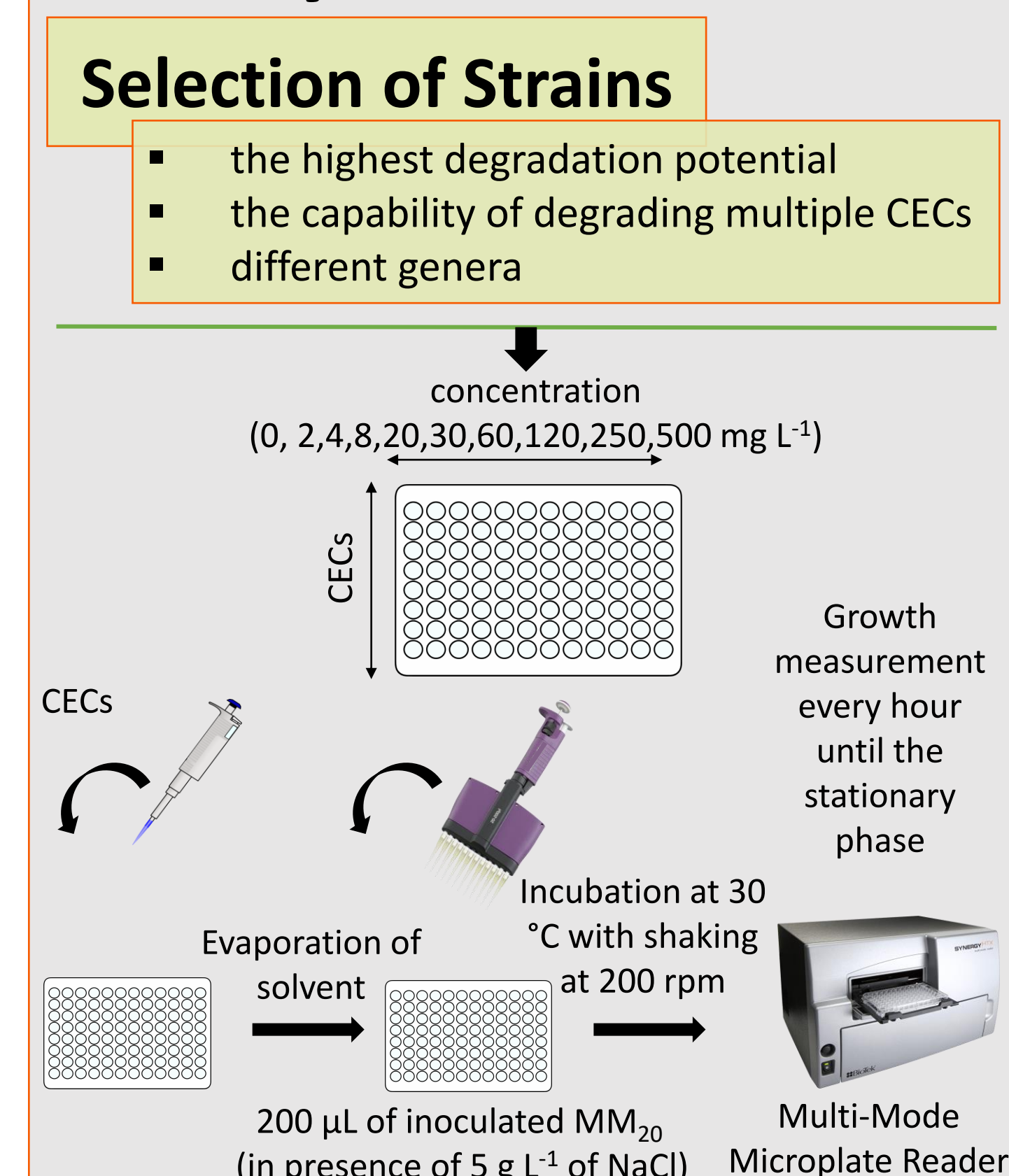
### Used CECs and Strains

Hydrophobic Compounds			
Musks	Galaxolide (HHCB)		
	Tonalide (AHTN)		
UV-Filters	Octocrylene (OC)		
	Padimate-O (OD-PABA)		
Hydrophilic Compounds			
Pesticide	Atrazine		
Pharmaceuticals	Ketoprofen		
	Oxazepam		
Isolated Strains from Marine Sediments			
Code	Strain	Genus	
S-1	2 HHCB (O) G10	<i>Bacillus</i>	
S-2	2 HHCB (J) G10	<i>Bacillus</i>	
S-3	23 AHTN G14	<i>Bacillus</i>	
S-4	23 AHTN G14 (R)	<i>Rhodococcus</i>	
S-5	35 OD PABA G14	<i>Bacillus</i>	
S-6	40 OC G14	<i>Bacillus</i>	

### Biodegradation Experiments



### Toxicity Test



## Results

### Microbial Degradation of CECs

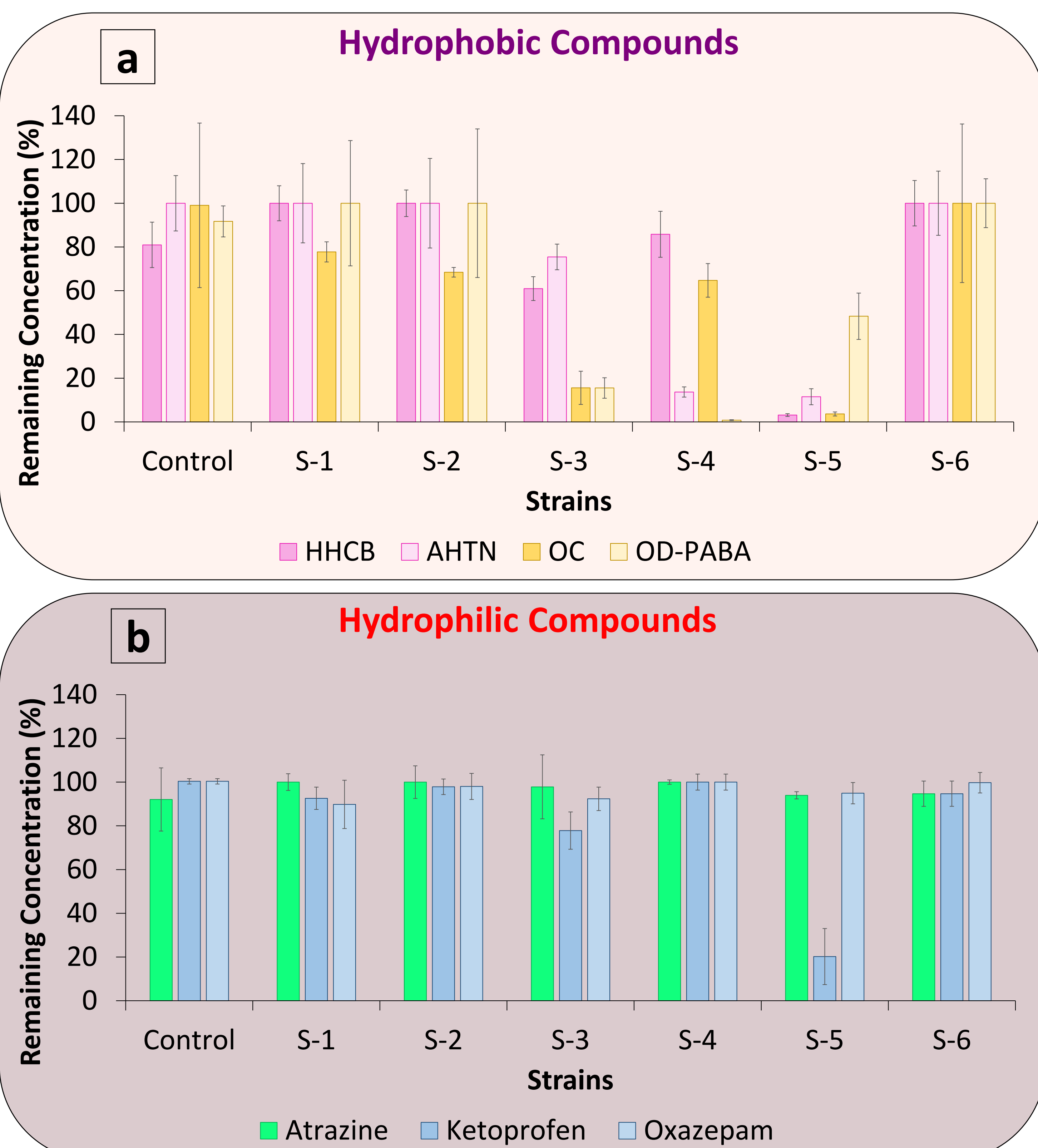


Fig 2. Remaining concentration percentage of hydrophobic (a) and hydrophilic (b) compounds degradation using selected isolated strains. Abiotic control was performed without inoculum in medium MM<sub>20</sub>. Initial exposure concentration was 1 mg L<sup>-1</sup>. Data are mean ± SD of three replicates.

### Toxicity of CECs in Selected Bacterial Strains

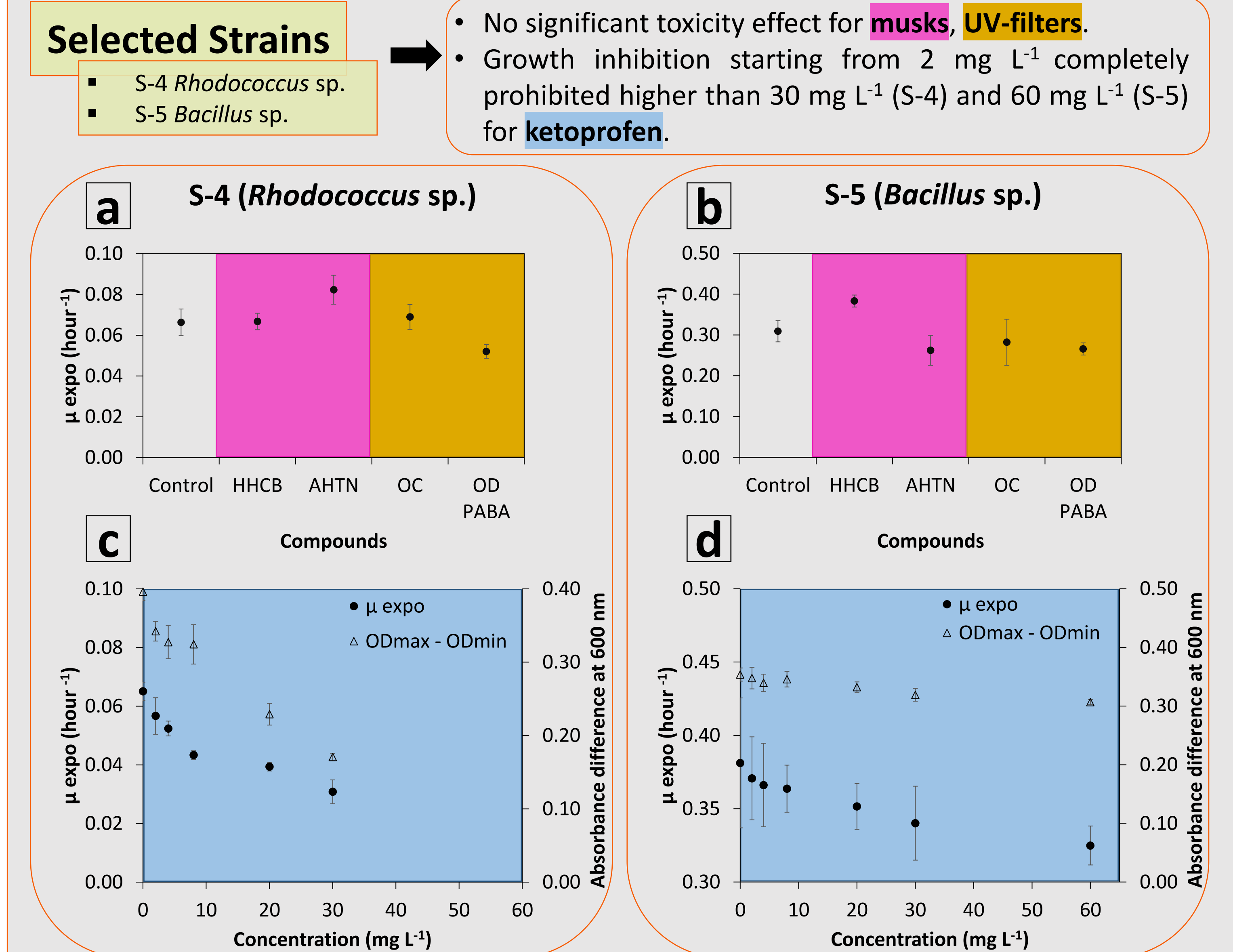


Fig 3. Exponential growth rate ( $\mu$  expo) (a and b (Kruskal-Wallis  $p$  value 0.3223 < 0.05 and 0.5804 < 0.05) in presence of synthetic musks and UV filters at 500 mg L<sup>-1</sup>; c and d in presence of ketoprofen with production (OD<sub>max</sub> - OD<sub>initial</sub>) measured at 600 nm as a function of concentration by S-4 (a and c) and S-5 (b and d). Abiotic control was performed without inoculum in MM<sub>20</sub> medium.

## Conclusions and Perspectives

- Efficient degradation of various CECs by pure bacterial strains isolated from marine sediments
- Rapid removal of hydrophobic compounds compared to hydrophilic ones
- No relationship between the resistance capacity and biodegradation potential of the strains
- Need of genomic characterization of strains to identify their genetic involvement in CECs biodegradation
- Promising bacterial strains to study degradation pathways of CECs and to improve biotreatment processes

Contact: hatice.turan@univ-pau.fr