



HAL
open science

Bank capital regulation: are local or central regulators better?

Carole Haritchabalet, Laetitia Lepetit, Kévin Spinassou, Frank Strobel

► **To cite this version:**

Carole Haritchabalet, Laetitia Lepetit, Kévin Spinassou, Frank Strobel. Bank capital regulation: are local or central regulators better?. 2016. hal-02939054

HAL Id: hal-02939054

<https://univ-pau.hal.science/hal-02939054>

Preprint submitted on 15 Sep 2020

HAL is a multi-disciplinary open access archive for the deposit and dissemination of scientific research documents, whether they are published or not. The documents may come from teaching and research institutions in France or abroad, or from public or private research centers.

L'archive ouverte pluridisciplinaire **HAL**, est destinée au dépôt et à la diffusion de documents scientifiques de niveau recherche, publiés ou non, émanant des établissements d'enseignement et de recherche français ou étrangers, des laboratoires publics ou privés.



**Centre d'Analyse Théorique et de
Traitement des données économiques**

**CATT WP No. 6
January 2016**

**BANK CAPITAL REGULATION:
ARE LOCAL OR CENTRAL
REGULATORS BETTER?**

Carole HARITCHABALET

Laetitia LEPETIT

Kévin SPINASSOU

Franck STROBEL

CATT-UPPA

UFR Droit, Economie et Gestion
Avenue du Doyen Poplawski - BP 1633
64016 PAU Cedex
Tél. (33) 5 59 40 80 01
Internet : <http://catt.univ-pau.fr/live/>



Bank capital regulation: are local or central regulators better?

Carole Haritchabalet

CATT, Université de Pau et des Pays de l'Adour, Pau, France

Laetitia Lepetit and Kévin Spinassou

LAPE, Université de Limoges, Limoges, France

Frank Strobel¹

Department of Economics, University of Birmingham, Birmingham, UK

January 13, 2016

¹Corresponding author; e-mail: F.Strobel@bham.ac.uk; tel.: +44 121 414 7285.

Abstract

Using a simple two-region model where local or central regulators set capital requirements as risk sensitive capital or leverage ratios, we demonstrate the importance of capital requirements being set centrally when cross-region spillovers are large and local regulators suffer from substantial regulatory capture. We show that local regulators may want to surrender regulatory power only when spillover effects are large but the degree of supervisory capture is relatively small, and that capital regulation at central rather than local levels is more beneficial the larger the impact of systemic risk and the more asymmetric is regulatory capture at the local level.

Keywords: bank regulation; capital requirement; spillover; regulatory capture; financial architecture

JEL Classification: G21, G28

1 Introduction

The banking industry has experienced significant global integration over the last two decades, with banks expanding their activities beyond the authority of their local supervisors. When the regulatory architecture in place does not allow for the interdependencies between countries or regions that result from this financial integration, financial stability can be impaired. This problem is particularly relevant in Europe and in the US. In Europe, regulation and supervision of banks used to be national responsibilities; under the proposed "Single Supervisory Mechanism", "significant" banks are to be supervised directly by the European Central Bank (ECB), whereas smaller banks would continue to be under national supervision. The U.S., on the other hand, has historically evolved into a dual supervisory system in which each depository institution is subject to regulation by its chartering authority (state or federal) and one of the federal primary regulators.¹ When economies have multiple regulators at possibly different levels, the question of what kind of arrangement is optimal from an overall welfare perspective becomes crucial. Our paper aims to contribute to the theoretical basis for this discussion.

Several theoretical papers examine issues relating to the interaction of banking regulators at a "horizontal" level. Some analyze the interplay between multinational banking activities and national supervision when the latter does not internalize its impact on the welfare of other countries (Holthausen and Rnde (2004), Calzolari and Loranth (2011), Beck et al. (2013), Agur (2013)). Other papers focus on coordination problems between different banking regulators, which might be in different countries or have different objectives (Acharya (2003), Kahn and Santos (2005), Dell'Araccia and Marquez (2006), Hardy and Nieto (2011)). Colliard (2015), on the other hand, examines the optimal "vertical" bank closure arrangements when bank supervision is the joint responsibility of local and central/federal supervisors; he shows that such a system should be designed to optimally balance the lower inspection costs of local supervisors with the ability of the central level to internalize cross-border or interstate externalities.²

¹The Office of the Comptroller of the Currency, the Federal Reserve and the Federal Deposit Insurance Corporation are in charge of federally chartered banks, state member banks and state non member banks, respectively.

²Relevant empirical papers that examine differences in the behavior of bank supervisors at the

Our paper is most closely related to Colliard (2015), in that we also focus less on "horizontal" differences between regions/countries and regulators, and more on the important divergence between local and central regulators' objectives and their means to implement them. Whereas Colliard (2015) only examines optimal bank bailout arrangements in a framework that abstracts from bank capital, we specifically focus on optimal bank capital regulation with the aim to determine under what circumstances central bank regulation and/or supervision might be preferable to local one. For this, we develop a simple two-region model where local regulators are concerned about expected costs of their banks failing and the opportunity cost of capital, but ignore interregion spillovers associated with bank failures. A central regulator internalizes the positive spillover effects of higher capital ratios, but faces a potentially higher cost of observing bank types than local regulators due to its supervisory "remoteness"; it may furthermore attach less weight to banks' opportunity cost of capital if exposed to less regulatory capture than local regulators.

Our results demonstrate the importance of capital requirements being determined at a central level particularly when interregion or cross-country spillovers are large and local regulators suffer from substantial degrees of regulatory capture. We further highlight the importance for such a central regulator to deal with the potential issues relating to supervisory "remoteness" in this context, and show that local regulators may be inclined to surrender regulatory power to a central regulator only when spillover effects are large but the degree of supervisory capture is relatively small. We also demonstrate that bank capital regulation at the central rather than the local level is more beneficial the larger the impact of systemic risk and the greater the degree of asymmetry in regulatory capture at the local level.

The model is now developed in Section 2, our core welfare results are derived and discussed in Section 3, Section 4 presents several extensions to our analysis, and Section 5 concludes the paper.

state/federal level in the US are Rezende (2011) and Agarwal et al. (2014); they find significant differences in their treatment of supervised banks.

2 Model

We develop a simple model of bank regulation to examine under what circumstances central bank regulation and/or supervision might be preferable to local one. Banks in symmetric regions/countries³ A, B have projects that pay $x > 1$ with probability $1 - p$ and $x = 0$ otherwise. Expected bank profit is then $\Pi = (1 - p)(x - (1 - k)) - kq$, with cost of capital $q > 1$ and capital ratio $0 < k < 1$. There is imperfect information about bank type such that p can be $p^h = p + \kappa < 1$ with probability 0.5 and $p^l = p - \kappa > 0$ otherwise, uncorrelated between regions. Local or central regulators, acting as supervisors, can observe bank type at a cost in which case they can apply risk sensitive capital ratios, otherwise they are bound to simply impose a leverage ratio.

Local regulators in regions A, B consider expected payouts to depositors (assuming full deposit insurance) and the opportunity cost of capital, but ignore positive spillover effects of higher capital ratios on the other region. A central regulator considers analogous objectives for the two regions jointly but internalizes the positive spillover effects of higher capital ratios between them. As a supervisor, a central regulator faces a potentially higher cost of observing bank types than local regulators due to its supervisory “remoteness”. As a regulator, on the other hand, it may attach less weight to banks’ opportunity cost of capital if it is exposed to less regulatory capture than local regulators.

The loss function faced by the central regulator is then

$$\Lambda^s = 2m_s + \frac{1}{4} \sum_{i \in \Theta} \sum_{j \in \Theta} (p_A^i (1 - k_A^i)^2 + \omega_s k_A^i (q - 1) + \phi p_B^j (1 - k_B^j) + p_B^j (1 - k_B^j)^2 + \omega_s k_B^j (q - 1) + \phi p_A^i (1 - k_A^i)) \quad (1)$$

where $\omega_s > 0$ is its weight on the opportunity cost of capital, $m_s > 0$ its cost of observing bank types in each region, $\phi > 0$ the impact of spillovers arising from bank failures in the other region, and $\Theta = \{h, l\}$ the set of bank types.⁴ The corresponding loss function

³For simplicity we shall only refer to regions from now on.

⁴Our stylized setup assumes one bank per region. Our core results in Sections 2 and 3 would remain unchanged if we allowed n_A, n_B banks in regions A, B , as long as their types are also uncorrelated.

considered by the local regulator in region A is

$$\Lambda_A^n = m_n + \frac{1}{4} \sum_{i \in \Theta} \sum_{j \in \Theta} (p_A^i (1 - k_A^i)^2 + \omega_n k_A^i (q - 1) + \phi p_B^j (1 - k_B^j)) \quad (2)$$

where $\omega_n > \omega_s$ is its weight on the opportunity cost of capital, and $0 < m_n < m_s$ its cost of observing the bank type; an analogous loss function applies to the local regulator in region B .

If the central regulator observes bank types at cost m_s , it solves for optimal risk sensitive capital requirements $k_A^{sh}, k_A^{sl}, k_B^{sh}, k_B^{sl}$ through

$$\min_{k_A^h, k_A^l, k_B^h, k_B^l} \Lambda^s \quad (3)$$

Otherwise, it solves for the optimal leverage ratios k_A^s, k_B^s through

$$\min_{k_A, k_B} \Lambda^s \quad s.t. \quad k_A^h = k_A^l = k_A, \quad k_B^h = k_B^l = k_B, \quad m_s = 0 \quad (4)$$

Similarly, if the local regulator in region A observes the bank type at cost m_n , it solves for optimal risk sensitive capital requirements k_A^{nh}, k_A^{nl} through

$$\min_{k_A^h, k_A^l} \Lambda_A^n \quad (5)$$

Otherwise, it solves for the optimal leverage ratio k_A^n through

$$\min_{k_A} \Lambda_A^n \quad s.t. \quad k_A^h = k_A^l = k_A, \quad m_n = 0 \quad (6)$$

and analogously for the local regulator in region B .

We can summarize the resulting optimal risk sensitive capital and leverage requirements in

Lemma 1. *A central regulator would set risk sensitive capital or leverage ratios*

$$k_A^{sh} = k_B^{sh} = 1 + \frac{\phi}{2} - \frac{\omega_s(q-1)}{2(p+\kappa)} \quad , \quad k_A^{sl} = k_B^{sl} = 1 + \frac{\phi}{2} - \frac{\omega_s(q-1)}{2(p-\kappa)}$$

$$k_A^s = k_B^s = 1 + \frac{\phi}{2} - \frac{\omega_s(q-1)}{2p}$$

Local regulators, on the other hand, would set risk sensitive capital or leverage ratios

$$k_A^{nh} = k_B^{nh} = 1 - \frac{\omega_n(q-1)}{2(p+\kappa)} \quad , \quad k_A^{nl} = k_B^{nl} = 1 - \frac{\omega_n(q-1)}{2(p-\kappa)}$$

$$k_A^n = k_B^n = 1 - \frac{\omega_n(q-1)}{2p}$$

Proof. Follows from solving the minimization problems eqs. (3)-(6). □

We can further state

Corollary 1. *It holds that*

$$k_A^s > k_A^n$$

$$k_A^{sh} > k_A^{nh} \quad , \quad k_A^{sl} > k_A^{nl}$$

$$k_A^s > \frac{k_A^{sh} + k_A^{sl}}{2} \quad , \quad k_A^n > \frac{k_A^{nh} + k_A^{nl}}{2}$$

and analogously for region B.

Proof. Follows straightforwardly from Lemma 1. □

We thus observe that central leverage ratios are set higher than local ones; the same holds true for the corresponding risk sensitive capital requirements. These results are driven by the spillover effects that are internalized by the central regulator, and reinforced by its potentially more limited focus on the opportunity cost of capital. Leverage ratios are higher than expected risk sensitive capital requirements at both local and central levels, a result driven by the convexity in regulators' loss functions.⁵

⁵Note also that a sufficient condition for optimal capital ratios to be bounded below one would e.g. be $\phi < \omega_s(q-1)/(p+\kappa)$.

Evaluating the local/central regulators' loss functions Λ^n, Λ^s using the respective optimal risk sensitive capital and leverage ratios given in Lemma 1, we can then state

Lemma 2. *The local/central regulators prefer risk sensitive capital ratios to leverage ratios if their costs of discovering bank type m_n, m_s are below the respective thresholds*

$$m'_i = \frac{(q-1)^2 \kappa^2 \omega_i^2}{4p(p^2 - \kappa^2)} > 0 \quad , \quad i = n, s$$

and the reverse holds otherwise. The relative benefits of risk sensitive capital ratios are increasing in regulators' respective weights on the opportunity cost of capital ω_i and the difference in insolvency risk between bank types κ .

Proof. The central regulator's loss differential $\Delta_{sl, sr}^s = \Lambda^s(k_A^s, k_B^s) - \Lambda^s(k_A^{sh}, k_A^{sl}, k_B^{sh}, k_B^{sl})$ evaluates to

$$-2m_s + \frac{(q-1)^2 \kappa^2 \omega_s^2}{2p(p^2 - \kappa^2)}$$

while local regulators' loss differentials $\Delta_{nl, nr}^n = \Lambda^n(k_A^n, k_B^n) - \Lambda^n(k_A^{nh}, k_A^{nl}, k_B^{nh}, k_B^{nl})$ evaluate to

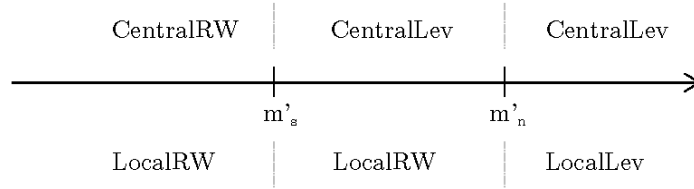
$$-m_n + \frac{(q-1)^2 \kappa^2 \omega_n^2}{4p(p^2 - \kappa^2)}$$

for which the roots m'_s, m'_n are readily obtained; the comparative statics $\frac{\partial \Delta_{il, ir}^i}{\partial \omega_i} > 0, \frac{\partial \Delta_{il, ir}^i}{\partial \kappa} > 0$ are straightforward. \square

Regulators' loss functions are assumed to be convex in payouts to depositors in the case of bank failure, thus risk sensitive capital ratios improve on leverage ratios to a larger extent the greater the difference in insolvency risk between bank types. Discovering bank type is costly for regulators, however, giving rise to thresholds in the cost of bank type discovery above which the reduction in expected losses from bank failures associated with risk sensitive capital requirements is insufficient to be worthwhile. Furthermore, as leverage ratios are higher than expected risk sensitive capital ratios (see Corollary 1), both local and central regulators value the latter even more the greater their emphasis on the opportunity cost of capital.

Whether local and/or central regulators prefer risk sensitive capital ratios or leverage ratios thus depends on their respective costs of discovering bank type; the different

Figure 1: Regulators' preference of risk-sensitive capital vs leverage ratios depending on cost of discovering bank type



possible combinations are sketched in Figure 1, and more formally summarized in

Corollary 2. *Both local and central regulators prefer risk sensitive capital ratios if $m_s < m'_s$ or leverage ratios if $m_n > m'_n$; otherwise, central regulators prefer leverage ratios while local regulators prefer risk sensitive capital ratios.*

Proof. Follows as $m'_n > m'_s$ holds from Lemma 2. □

3 Welfare analysis

We now determine the optimal regulatory and supervisory framework by examining the welfare implications of setting risk sensitive capital or leverage requirements at either the local or central level. Assuming that the central regulator's preferences coincide with the social planner's, this can be achieved by evaluating the central regulator's loss function Λ^s using the respective optimal risk sensitive capital and leverage ratios given in Lemma 1. For this we define $\omega_d \equiv \omega_n - \omega_s$ as regulators' weight differential on the opportunity cost of capital, and $m_d \equiv m_s - m_n$ as regulators' (potential) cost differential of discovering bank type; we further assume $\omega_d < \omega_s$ for ease of analysis.

Evaluating firstly the central regulator's loss function using either optimal central leverage ratios or optimal local ones, we can state

Lemma 3. *Central leverage ratios are preferable to local ones throughout. Their relative benefit is increasing in the size of the spillover ϕ and regulators' weight differential on the opportunity cost of capital ω_d .*

Proof. The respective loss differential $\Delta_{nl,sl}^s = \Lambda^s(k_A^n, k_B^n) - \Lambda^s(k_A^s, k_B^s)$ evaluates to

$$\frac{(p\phi + (q-1)\omega_d)^2}{2p}$$

which is positive; the comparative statics $\frac{\partial \Delta_{nl,sl}^s}{\partial \phi} > 0$, $\frac{\partial \Delta_{nl,sl}^s}{\partial \omega_d} > 0$ are then straightforward to obtain. \square

The central leverage ratios internalize the effect of spillovers arising from bank failures in the other region, which are ignored by local regulators in their setting of the optimal leverage ratio. Additionally, local regulators are prone to be overly concerned by the opportunity cost of capital due to stronger regulatory capture, leading to capital requirements that are also too low from a central perspective.

We can similarly evaluate the central regulator's loss function using either optimal central risk sensitive capital ratios or optimal local ones, and obtain

Lemma 4. *Central risk sensitive capital ratios are preferable to local ones if regulators' cost differential of discovering bank type m_d is below the threshold*

$$m'_d = \frac{1}{4} \left((q-1)2\phi\omega_d + p \left(\phi^2 + \frac{(q-1)^2\omega_d^2}{p^2 - \kappa^2} \right) \right) > 0$$

and the reverse holds otherwise. The central risk sensitive capital ratios' relative benefit is increasing in the size of the spillover ϕ , regulators' weight differential on the opportunity cost of capital ω_d and the difference in insolvency risk between bank types κ .

Proof. The respective loss differential $\Delta_{nr,sr}^s = \Lambda^s(k_A^{nh}, k_A^{nl}, k_B^{nh}, k_B^{nl}) - \Lambda^s(k_A^{sh}, k_A^{sl}, k_B^{sh}, k_B^{sl})$ evaluates to

$$\frac{1}{2} \left(-4m_d + (q-1)2\phi\omega_d + p \left(\phi^2 + \frac{(q-1)^2\omega_d^2}{p^2 - \kappa^2} \right) \right)$$

for which the root m'_d is readily obtained; the comparative statics $\frac{\partial \Delta_{nr,sr}^s}{\partial \phi} > 0$, $\frac{\partial \Delta_{nr,sr}^s}{\partial \omega_d} > 0$, $\frac{\partial \Delta_{nr,sr}^s}{\partial \kappa} > 0$ are straightforward. \square

As with leverage ratios, the central regulator internalizes the effect of interregion spillovers in its setting of optimal risk sensitive capital ratios, which are not taken into

account by local regulators. Similarly, as local regulators overemphasize the opportunity cost of capital, they set risk sensitive capital requirements that are even further below what the central regulator would consider appropriate. These two benefits have, however, to be weighed against the potentially greater cost faced by the central regulator in determining bank type, due to the increased supervisory “remoteness” it faces. This gives thus rise to a threshold in how large regulators’ cost differential of discovering bank type can be before it negates the benefits brought by central risk sensitive capital ratios in terms of internalization of spillovers and reduced exposure to regulatory capture. A natural consequence, relevant from an institutional design perspective, is then suggested by the following

Corollary 3. *Central risk sensitive capital ratios are preferable to local ones throughout when central regulation is combined with supervision at the local level.*

Proof. This follows directly from Lemma 4 for $m_d = 0$ as $m'_d > 0$. \square

It is lastly interesting to evaluate the central regulator’s loss function using either optimal central leverage ratios or optimal local risk sensitive capital ratios; we obtain

Lemma 5. *Central leverage ratios are preferable to local risk sensitive capital ratios if local regulators’ cost of discovering bank type m_n is above the threshold*

$$m_n'' = \frac{1}{4} \left(\frac{(q-1)^2(\kappa^2\omega_s^2 - p^2\omega_d^2)}{p(p^2 - \kappa^2)} - \phi(p\phi + 2\omega_d(q-1)) \right)$$

whereas the reverse holds otherwise. The central leverage ratio’s relative benefit is increasing in the size of the spillover ϕ and regulators’ weight differential on the opportunity cost of capital ω_d , but decreasing in the difference in insolvency risk between bank types κ .

Proof. The respective loss differential $\Delta_{nr,sl}^s = \Lambda^s(k_A^{nh}, k_A^{nl}, k_B^{nh}, k_B^{nl}) - \Lambda^s(k_A^s, k_B^s)$ evaluates to

$$2m_n + \phi\left(\frac{1}{2}p\phi + \omega_d(q-1)\right) + \frac{(q-1)^2(p^2\omega_d^2 - \kappa^2\omega_s^2)}{2p(p^2 - \kappa^2)}$$

for which the root m_n'' is readily obtained; the comparative statics $\frac{\partial\Delta_{nr,sl}^s}{\partial\phi} > 0$, $\frac{\partial\Delta_{nr,sl}^s}{\partial\omega_d} > 0$, $\frac{\partial\Delta_{nr,sl}^s}{\partial\kappa} < 0$ are reasonably straightforward. \square

When local regulators' cost of discovering bank type is larger than a given threshold, the potential advantage of risk sensitive capital ratios over leverage ratios, which stems from the convexity of regulators' loss functions, is outweighed by the fact that the central regulator internalizes the effect of interregion spillovers in the setting of optimal capital ratios, and also may be less exposed to regulatory capture than local regulators. On the other hand, local risk sensitive capital ratios can dominate central leverage ratios when spillover effects, the degree of regulatory capture and the local regulators' cost of discovering bank type are sufficiently small or the difference in insolvency risk between bank types is relatively large.

We can now draw on the relative results obtained so far to characterize the conditions under which risk sensitive capital or leverage requirements determined at either the local or central level are best overall from the viewpoint of the central regulator, and thus, given our assumptions, the social planner. We obtain

Proposition 1. *When either local or central regulators are also in charge of supervision, the best type of capital requirement from an overall welfare perspective is given as follows:*

- *When the local regulator's cost of discovering bank type m_n is above the threshold m_n'' given in Lemma 5, central risk sensitive capital ratios are preferable overall if the central regulator's cost of discovering bank type m_s is below the threshold m_s' given in Lemma 2, whereas central leverage ratios are most preferred otherwise.*
- *When the local regulator's cost of discovering bank type m_n is below the threshold m_n'' given in Lemma 5, central risk sensitive capital ratios are preferable overall if regulators' cost differential of discovering bank type m_d is below the threshold m_d' given in Lemma 4, whereas local risk sensitive capital ratios are most preferred otherwise.*

Proof. It holds that $m_s' - m_n'' = \frac{1}{4} \left(p \left(\frac{(q-1)^2 \omega_d^2}{p^2 - \kappa^2} + \phi^2 \right) + 2(q-1)\phi\omega_d \right) > 0$ (see Figure 2). Part 1 follows from Lemma 2 and Lemmas 3 and 5, resulting in the preference ordering $SR \succ SL \succ NR \succ NL$ or $SR \succ SL \succ NL \succ NR$, and $SL \succ NR \succ NL$, $SL \succ SR$ or $SL \succ NL \succ NR$, $SL \succ SR$, respectively. Part 2 follows from Lemmas 3, 4 and 5, resulting in the preference ordering $SR \succ NR \succ SL \succ NL$ and $NR \succ SL \succ NL$, $NR \succ SR$, respectively. \square

Corollary 4. *The relative benefits of central vs. local regulation are greater the larger the spillover ϕ and regulators' weight differential on the opportunity cost of capital ω_d . They are also greater the larger the difference in insolvency risk between bank types κ when $m_n < m_s''$, inversely related to it when $m_s'' < m_n < m_n'$, but unaffected by it when $m_n > m_n'$.*

Proof. This follows from the comparative statics in Lemmas 3, 4 and 5. □

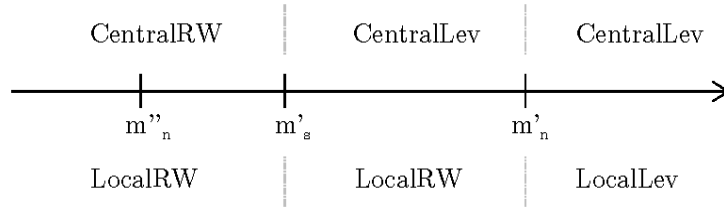
Clearly, regulators' (relative) costs of discovering bank type are key in determining whether capital requirements set by local or central regulators are preferable, and whether these should be in the form of risk sensitive capital or leverage ratios. Capital requirements set by local regulators are best, in the form of risk sensitive capital ratios, only if their cost of discovering bank type is sufficiently small in a scenario where local and central regulators' cost differential of discovering bank type is sufficiently large. In all other scenarios, letting central regulators determine capital requirements emerges as best, generally in the form of risk sensitive capital requirements, but for the case where the central regulator's cost of discovering bank type is sufficiently large to warrant implementation of a central leverage ratio instead. A natural consequence of these results, with particular relevance from an institutional design perspective, is then suggested by the following

Corollary 5. *Central regulation combined with supervision at the local level welfare dominates the regulatory framework where either local or central regulators are also in charge of supervision. In this case, central risk sensitive capital ratios are preferable overall if m_n is below the threshold m_s' given in Lemma 2, whereas central leverage ratios are most preferred otherwise.*

Proof. This follows directly from Proposition 1 for $m_d = 0$, noting that $\partial\Lambda^s/\partial m_d > 0$. □

Our results are thus strongly supportive of the important role a central regulator can play particularly when interregion spillovers are large and local regulators are exposed to substantial degrees of regulatory capture. However, it also highlights the importance for such a central regulator to address potential issues relating to supervisory “remoteness”

Figure 2: Regulators' preference of risk-sensitive capital vs leverage ratios and further cost threshold of discovering bank type



in this context, e.g. by delegating certain supervisory tasks to local supervisors that may be able to carry these out more cost-efficiently.

4 Extensions

4.1 Shifting from local to central regulation

We now go one step further by examining whether local regulators might ever agree to surrender regulatory power to a central regulator, or whether such a transition would have to be imposed on them. Given the welfare results obtained in the previous section, we will frame this as a potential regulatory regime shift where a local regulator considers whether or not to cede regulatory powers to a central authority, while retaining its supervisory role in the case of regulation at the central level (i.e. $m_s = m_n$ as a result).

Evaluating now local regulators' loss function using either optimal central leverage ratios or optimal local ones, analogously to above, we can then state

Lemma 6. *Local regulators perceive central leverage ratios as preferable to local ones if the spillover ϕ is above the threshold*

$$\phi' = \frac{(q-1)\omega_d}{p} > 0$$

whereas the reverse holds otherwise. The central leverage ratios' relative benefit is decreasing in regulators' weight differential on the opportunity cost of capital ω_d .

Proof. The respective loss differential $\Delta_{nl,sl}^n = \Lambda^n(k_A^n, k_B^n) - \Lambda^n(k_A^s, k_B^s)$ evaluates to

$$\frac{1}{4}p \left(\phi^2 - \frac{(q-1)^2 \omega_d^2}{p^2} \right)$$

for which the (positive) root ϕ' is readily obtained; the comparative statics $\frac{\partial \Delta_{nl,sl}^n}{\partial \omega_d} < 0$ are straightforward. \square

We can similarly evaluate local regulators' loss function using either optimal central risk sensitive capital ratios or optimal local ones, and obtain

Lemma 7. *Local regulators perceive central risk sensitive capital ratios as preferable to local ones if the spillover ϕ is above the threshold*

$$\phi'' = \frac{2(q-1)\omega_d}{2\sqrt{p^2 - \kappa^2}} > 0$$

whereas the reverse holds otherwise. The central risk sensitive capital ratios' relative benefit is decreasing in regulators' weight differential on the opportunity cost of capital ω_d and the difference in insolvency risk between bank types κ .

Proof. The respective loss differential $\Delta_{nr,sr}^n = \Lambda^n(k_A^{nh}, k_A^{nl}, k_B^{nh}, k_B^{nl}) - \Lambda^n(k_A^{sh}, k_A^{sl}, k_B^{sh}, k_B^{sl})$ evaluates to

$$\frac{1}{4}p \left(\phi^2 - \frac{(q-1)^2 \omega_d^2}{p^2 - \kappa^2} \right)$$

for which the (positive) root ϕ'' is readily obtained; the comparative statics $\frac{\partial \Delta_{nr,sr}^n}{\partial \omega_d} < 0$, $\frac{\partial \Delta_{nr,sr}^n}{\partial \kappa} < 0$ are straightforward. \square

As local regulators ignore positive spillover effects of higher capital ratios on the other region, central risk sensitive capital ratios or leverage ratios can nevertheless be perceived as preferable by local regulators as long as those spillover effects are substantial enough. This effect becomes weaker, however, the greater the weight differential on the opportunity cost of capital between local and central regulators: the higher capital ratios imposed by the central regulator are then perceived as being too costly by local regulators as they are facing greater regulatory capture.

Lastly, it is similarly helpful to evaluate local regulators' loss function using either optimal central leverage ratios or optimal local risk sensitive capital ratios; we obtain

Lemma 8. *Local regulators perceive central leverage ratios as preferable to local risk sensitive capital ratios if the spillover ϕ is above the threshold*

$$\phi''' = \sqrt{\frac{(q-1)^2(p^2\omega_d^2 + \kappa^2\omega_s(2\omega_d + \omega_s))}{p^2(p^2 - \kappa^2)}} - \frac{4m_n}{p} > 0 \quad \text{for } m_n \leq m'_n$$

whereas the reverse holds otherwise. The central leverage ratio's relative benefit is increasing in the local regulator's cost of discovering bank type m_n , but decreasing in regulators' weight differential on the opportunity cost of capital ω_d and the difference in insolvency risk between bank types κ .

Proof. The respective loss differential $\Delta_{nr,sl}^n = \Lambda^n(k_A^{nh}, k_A^{nl}, k_B^{nh}, k_B^{nl}) - \Lambda^n(k_A^s, k_B^s)$ evaluates to

$$m_n + \frac{p}{4}\phi^2 - \frac{(q-1)^2(p^2\omega_d^2 + \kappa^2\omega_s(2\omega_d + \omega_s))}{4p(p^2 - \kappa^2)}$$

This is positive for $m_n \geq m_n''' = \frac{(q-1)^2(p^2\omega_d^2 + \kappa^2\omega_s(2\omega_d + \omega_s))}{4p(p^2 - \kappa^2)}$; as $m_n''' > m'_n$, however, local regulators actually prefer leverage to risk sensitive capital ratios in that region (from Corollary 2). The (positive) root ϕ''' is readily obtained otherwise; the comparative statics $\frac{\partial \Delta_{nr,sl}^n}{\partial m_n} > 0$, $\frac{\partial \Delta_{nr,sl}^n}{\partial \omega_d} < 0$, $\frac{\partial \Delta_{nr,sl}^n}{\partial \kappa} < 0$ are straightforward. \square

We observe that, even from local regulators' perspective, as long as their cost of discovering bank type is larger than a given threshold, the potential advantage of risk sensitive capital ratios over leverage ratios is outweighed by the fact that the central regulator internalizes the effect of interregion spillovers in the setting of optimal capital ratios. This effect obviously becomes stronger the more substantial those spillover effects; it matters less, however, the greater the weight differential on the opportunity cost of capital between local/central regulators and the more sizeable the difference in insolvency risk between bank types.

We can now draw on the relative results obtained in this section to characterize the conditions under which risk sensitive capital or leverage requirements determined at the central level are also perceived as preferable from the viewpoint of local regulators. We obtain

Proposition 2. *Local regulators prefer to cede regulatory powers to a central authority, retaining their supervisory role in the case of regulation at the central level, if*

- *the spillover ϕ is above the threshold ϕ'' when the local supervisor's cost of discovering bank type m_n is below the threshold m'_s*
- *the spillover ϕ is above the threshold ϕ' when the local supervisor's cost of discovering bank type m_n is above the threshold m'_n*
- *the spillover ϕ is above the threshold ϕ''' when the local supervisor's cost of discovering bank type m_n lies between the thresholds m'_s and m'_n*

whereas they would prefer to retain their local regulatory powers otherwise.

Proof. It was previously shown that $m'_s < m'_n$ holds (see Figure 1). Then in line with Corollary 2, Lemma 7 applies if $m_n < m'_s$, Lemma 6 applies if $m_n > m'_n$, and Lemma 8 applies if $m'_s < m_n < m'_n$. □

Corollary 6. *From local regulators' perspective, the relative benefits of central vs. local regulation are smaller the larger regulators' weight differential on the opportunity cost of capital ω_d . They are also (weakly) smaller the larger the difference in insolvency risk between bank types κ , and (weakly) greater the larger local supervisors' cost of discovering bank type m_n .*

Proof. This follows from the comparative statics in Lemmas 6, 7 and 8. □

We thus observe that local regulators may generally be inclined to surrender regulatory power to a central regulator as long as the spillover effects at play are substantial enough. However, this effect needs to be strong enough to outweigh the perceived disadvantage of relatively higher central capital ratios, stemming from local supervisors greater concern about the cost of capital faced by banks, in line with their greater exposure to supervisory capture. Which of those two effects then gains the upper hand in practice is clearly an empirical question, and unfortunately lies largely outside the influence of central regulators or policymakers more generally.

4.2 Role of systemic risk

Given the recent focus on the importance of systemic as compared to bank-level risk, it is of interest to revisit our results of Section 3 by examining what approach to bank capital regulation is best from an overall welfare perspective when we additionally allow for the notion of systemic risk.

To approach this question, we remain within a framework where central regulation is combined with supervision at the local level and rewrite the loss function faced by the central regulator as

$$\begin{aligned} \Lambda^s = 2m_s + \frac{1}{4} \sum_{i \in \Theta} \sum_{j \in \Theta} & (p_A^i (1 - k_A^i)^2 + \omega_s k_A^i (q - 1) + (\phi + \phi_s \mathbb{1}_{i=h, j=h}) p_B^j (1 - k_B^j) \\ & + p_B^j (1 - k_B^j)^2 + \omega_s k_B^j (q - 1) + (\phi + \phi_s \mathbb{1}_{i=h, j=h}) p_A^i (1 - k_A^i)) \end{aligned} \quad (7)$$

where $m_s = m_n$, and $\phi_s > 0$ is the differential spillover effect when both domestic and foreign bank are of type h ; this reflects that foreign bank failures may have greater domestic impact when the banking sector is exposed to "systemic risk" in this sense. The corresponding loss function considered by the local regulator in region A is

$$\Lambda_A^n = m_n + \frac{1}{4} \sum_{i \in \Theta} \sum_{j \in \Theta} (p_A^i (1 - k_A^i)^2 + \omega_n k_A^i (q - 1) + (\phi + \phi_s \mathbb{1}_{i=h, j=h}) p_B^j (1 - k_B^j)) \quad (8)$$

and an analogous loss function applies to the local regulator in region B .

Solving for local/central regulators' optimal risk sensitive capital and leverage ratios as in Section 2, and then evaluating the revised loss functions eqs. (7) and (8) with these, we can state

Lemma 9. *When systemic risk materializes through differential spillover effects, local/central regulators prefer risk sensitive capital ratios to leverage ratios if the cost of discovering bank type m_n is below the respective thresholds*

$$m'_n = \frac{(q-1)^2 \kappa^2 \omega_n^2}{4p(p^2 - \kappa^2)} > 0 \quad , \quad m''_s = \frac{(\phi_s(p^2 - \kappa^2) + 4(q-1)\kappa\omega_s)^2}{64p(p^2 - \kappa^2)} > 0$$

and the reverse holds otherwise. The relative benefits of risk sensitive capital ratios at

the central level are increasing in the spillover differential ϕ_s associated with systemic risk.

Proof. The central regulator's loss differential $\Delta_{sl,sr}^s$ evaluates to

$$-2m_s + \frac{(\phi_s(p^2 - \kappa^2) + 4(q-1)\kappa\omega_s)^2}{32p(p^2 - \kappa^2)}$$

while local regulator's loss differential $\Delta_{nl,nr}^n$ evaluate to

$$-m_n + \frac{(q-1)^2\kappa^2\omega_n^2}{4p(p^2 - \kappa^2)}$$

for which the roots m_s'', m_n' are readily obtained; the comparative statics $\frac{\partial \Delta_{sl,sr}^s}{\partial \phi_s} > 0$, $\frac{\partial \Delta_{nl,nr}^n}{\partial \phi_s} = 0$ are straightforward. \square

While local regulators' choice is unaffected by the introduction of the systemic risk element, the central regulator is shown to value risk sensitive capital ratios more the greater the impact of systemic risk.⁶ We can further obtain

Corollary 7. *As long as the spillover differential ϕ_s associated with systemic risk is sufficiently small, i.e. $\phi_s < \phi_s' = \frac{4(q-1)\kappa(\omega_n - \omega_s)}{p^2 - \kappa^2}$, Corollary 2 holds (with $m_s = m_n$).*

Proof. Follows as $m_n' - m_s'' = \frac{16(q-1)^2\kappa^2\omega_n^2 - (\phi_s(p^2 - \kappa^2) + 4(q-1)\kappa\omega_s)^2}{64p(p^2 - \kappa^2)} > 0$ when $\phi_s < \phi_s'$. \square

It is then straightforward to obtain results, analogous to Proposition 1 and Corollary 4, that allow for the impact of systemic risk as follows

Proposition 3. *When central regulation is combined with supervision at the local level and systemic risk materializes through differential spillover effects, central risk sensitive capital ratios are preferable from an overall welfare perspective if m_n is below the threshold m_s'' given in Lemma 9, whereas central leverage ratios are most preferred otherwise.*

⁶This result is driven by the convexity in regulators' loss functions, as optimal central leverage ratios exceed expected risk sensitive capital requirements more the larger the spillover differential ϕ_s associated with systemic risk.

Proof. In this case, central risk sensitive capital ratios are preferred to local ones throughout as the respective loss differential $\Delta_{nr, sr}^s$ evaluates to

$$\frac{1}{16} \left((4\phi + \phi_s)(\phi_s \kappa + 4\omega_d(q-1)) + p \left(8\phi^2 + 4\phi\phi_s + \phi_s^2 + \frac{8(q-1)^2\omega_d^2}{(p^2 - \kappa^2)} \right) \right) > 0$$

Also, central leverage ratios are always preferred to local ones as the respective loss differential $\Delta_{nl, sl}^s$ evaluates to

$$\frac{(p(4\phi + \phi_s) + \phi_s \kappa + 4(q-1)\omega_d)^2}{32p} > 0$$

This results in the following preference ordering when $m_n < m_s''$: $SR \succ SL \succ NL$ and $SR \succ NR$. When $m_n > m_s''$, we have $SL \succ SR \succ NR$ and $SL \succ NL$. \square

Corollary 8. *When the spillover differential ϕ_s associated with systemic risk is not too large, i.e. $\phi_s < \phi_s'$, the relative benefits of central vs. local regulation are larger the greater the degree of systemic risk affecting the economy when $m_n < m_s''$ or $m_n > m_n'$, or as long as $p\omega_d > \kappa\omega_s$ (a sufficient condition) when $m_s'' < m_n < m_n'$. The impact of the degree of systemic risk on the relative benefits of central vs. local regulation is greater the larger the spillover ϕ and regulators' weight differential on the opportunity cost of capital ω_d ; it is also greater the larger the difference in insolvency risk between bank types κ when $m_n < m_s''$ or $m_n > m_n'$, but indeterminate when $m_s'' < m_n < m_n'$.*

Proof. In line with Corollary 7, the relevant comparative static results on the relative benefits of central vs. local regulation with respect to the degree of systemic risk ϕ_s in this case are

$$\begin{aligned} \frac{\partial \Delta_{nr, sr}^s}{\partial \phi_s} &= \frac{1}{8} ((2\phi + \phi_s)(p + \kappa) + 2(q-1)\omega_d) > 0 \\ \frac{\partial \Delta_{nl, sl}^s}{\partial \phi_s} &= \frac{(p + \kappa)(p(4\phi + \phi_s) + \phi_s \kappa + 4(q-1)\omega_d)}{16p} > 0 \end{aligned}$$

and

$$\frac{\partial \Delta_{nr, sl}^s}{\partial \phi_s} = \frac{p^2(4\phi + \phi_s) + 2p\kappa(2\phi + \phi_s) + \phi_s \kappa^2 + 4(q-1)(p\omega_d - \kappa\omega_s)}{16p}$$

for which a sufficient condition to be positive clearly is $p\omega_d > \kappa\omega_s$. The respective

second-order partial derivatives $\frac{\partial^2 \Delta^s}{\partial \phi_s \partial \phi} > 0$, $\frac{\partial^2 \Delta^s}{\partial \phi_s \partial \omega_d} > 0$ and $\frac{\partial^2 \Delta_{nr, sr}^s}{\partial \phi_s \partial \kappa} > 0$, $\frac{\partial^2 \Delta_{nl, sl}^s}{\partial \phi_s \partial \kappa} > 0$, $\frac{\partial^2 \Delta_{nr, sl}^s}{\partial \phi_s \partial \kappa} \geq 0$ are then straightforward to obtain. \square

Our results thus reiterate that systemic risk matters for the optimal design of a regulatory framework, and in particular that bank capital regulation would generally be more beneficial at the central than at the local level the greater the impact of systemic risk in the economy, Allowing for systemic risk properly in this context matters even more the larger the spillover effects between regions, and the greater the extent to which local regulators are subject to regulatory capture.

4.3 Asymmetry in regulatory capture at local level

Given our focus throughout on the importance of differences in regulatory capture between local and central supervisors, it is of further interest to examine what approach to bank capital regulation is best from an overall welfare perspective when there is asymmetry in regulatory capture at the local level.

To address this issue, we remain once again within a framework where central regulation is combined with supervision at the local level. The loss function faced by the central regulator is then simply eq. (1) where $m_s = m_n$; the loss functions considered by the local regulators in regions A, B , on the other hand, are rewritten as

$$\Lambda_A^n = m_n + \frac{1}{4} \sum_{i \in \Theta} \sum_{j \in \Theta} (p_A^i (1 - k_A^i)^2 + (\omega_n - \omega_a) k_A^i (q - 1) + \phi p_B^j (1 - k_B^j)) \quad (9)$$

$$\Lambda_B^n = m_n + \frac{1}{4} \sum_{i \in \Theta} \sum_{j \in \Theta} (p_B^i (1 - k_B^i)^2 + (\omega_n + \omega_a) k_B^i (q - 1) + \phi p_A^j (1 - k_A^j)) \quad (10)$$

where $\omega_a > 0$ captures the degree of asymmetry in local regulators' respective weights on the opportunity cost of capital, to be interpreted here as asymmetry in regulatory capture at the local level, with $\omega_a < \omega_d$.⁷

Again, we solve for local/central regulators' optimal risk sensitive capital and leverage ratios as in Section 2; evaluating the revised loss functions eqs. (9) and (10) with these, we can then state

⁷Without loss of generality, we assume that the local regulator in region A attaches a lower weight to the opportunity cost of capital than the one in region B , i.e. $\omega_s < \omega_n^A < \omega_n^B$.

Lemma 10. *When there is asymmetry in regulatory capture at the local level, local regulators in regions A, B and the central regulator prefer risk sensitive capital ratios to leverage ratios if the cost of discovering bank type m_n is below the respective thresholds*

$$m'_{nA} = \frac{(q-1)^2 \kappa^2 (\omega_n - \omega_a)^2}{4p(p^2 - \kappa^2)} > 0 \quad , \quad m'_{nB} = \frac{(q-1)^2 \kappa^2 (\omega_n + \omega_a)^2}{4p(p^2 - \kappa^2)} > 0$$

$$m'_s = \frac{(q-1)^2 \kappa^2 \omega_s^2}{4p(p^2 - \kappa^2)} > 0$$

and the reverse holds otherwise.

Proof. This follows analogously to Lemma 2. □

While the central regulator's choice is obviously unaffected by this, the local regulator in region B values risk sensitive capital ratios more than their counterpart in region A the larger the degree of asymmetry in regulatory capture at the local level. We can further obtain a, now more complex, equivalent of Corollary 2 as

Corollary 9. *Both local and central regulators prefer risk sensitive capital ratios if $m_n < m'_s$ or leverage ratios if $m_n > m'_{nB}$; the central regulator prefers leverage ratios while both local regulators prefer risk sensitive capital ratios if $m'_s < m_n < m'_{nA}$; the central regulator and the local regulator in region A prefer leverage ratios while the local regulator in region B prefers risk sensitive capital ratios if $m'_{nA} < m_n < m'_{nB}$.*

Proof. Follows as $m'_{nB} > m'_{nA} > m'_s$ hold from Lemma 10. □

It is then straightforward to obtain results, analogous to Proposition 1 and Corollary 4, that allow for the impact of asymmetry in regulatory capture at the local level as follows

Proposition 4. *When central regulation is combined with supervision at the local level and there is asymmetry in regulatory capture at the local level, central risk sensitive capital ratios are preferable from an overall welfare perspective if m_n is below the threshold m'_s given in Lemma 10, whereas central leverage ratios are most preferred otherwise.*

Proof. See the Appendix. □

Corollary 10. *The relative benefits of central vs. local regulation are larger the greater the degree of asymmetry ω_a in regulatory capture at the local level. The impact of the degree of asymmetry in regulatory capture at the local level on the relative benefits of central vs. local regulation is lower the higher is average bank insolvency risk p ; it is (weakly) greater the larger the difference in insolvency risk between bank types κ and local and central regulators' (average) weight differential on the opportunity cost of capital ω_d .*

Proof. In line with Corollary 9, the relevant comparative static results on the relative benefits of central vs. local regulation with respect to the degree of asymmetry ω_a in local regulators' respective weights on the opportunity cost of capital in this case are

$$\begin{aligned}\frac{\partial \Delta_{nr, sr}^s}{\partial \omega_a} &= \frac{\partial \Delta_{nr, sl}^s}{\partial \omega_a} = \frac{p(q-1)^2 \omega_a}{p^2 - \kappa^2} > 0 \\ \frac{\partial \Delta_{nl, sl}^s}{\partial \omega_a} &= \frac{(q-1)^2 \omega_a}{p} > 0 \\ \frac{\partial \Delta_{nl_{ARB}, sl}^s}{\partial \omega_a} &= \frac{(q-1)^2 (\omega_a (2p^2 - \kappa^2) + \kappa^2 \omega_d)}{2p(p^2 - \kappa^2)} > 0\end{aligned}$$

The respective second-order partial derivatives $\frac{\partial^2 \Delta^s}{\partial \phi_s \partial p} < 0$, $\frac{\partial^2 \Delta^s}{\partial \phi_s \partial \kappa} \geq 0$, $\frac{\partial^2 \Delta^s}{\partial \phi_s \partial \omega_d} \geq 0$ are then reasonably straightforward to obtain. \square

Our results thus highlight that bank capital regulation would generally be more beneficial at the central than at the local level the greater the degree of asymmetry in regulatory capture at the local level. Differences in the degree of regulatory capture at the local level favor central regulation more the lower is (average) bank insolvency risk, but the larger the difference in insolvency risk between different bank types and the greater the difference in (average) regulatory capture between local and central regulators.

5 Conclusion

We developed a simple two-region model where local regulators are concerned about expected costs of their banks failing and the opportunity cost of capital, but ignore interregion spillovers associated with bank failures. A central regulator internalizes the

positive spillover effects of higher capital ratios, but faces a potentially higher cost of observing bank types than local regulators due to its supervisory “remoteness”; it may furthermore attach less weight to banks’ opportunity cost of capital if exposed to less regulatory capture than local regulators. Our results demonstrated the importance of capital requirements being determined at a central level particularly when interregion spillovers are large and local regulators suffer from substantial degrees of regulatory capture. We stressed the importance for such a central regulator to address the potential issues relating to supervisory “remoteness” in this context, and showed that local regulators may be inclined to surrender regulatory power to a central regulator only when spillover effects are large but the degree of supervisory capture is relatively small. We also showed that bank capital regulation at the central rather than the local level is more beneficial the larger the impact of systemic risk and the greater the degree of asymmetry in regulatory capture at the local level. Our results are relevant for the optimal design of “vertical” regulatory architecture in any economy that has multiple bank regulators and/or supervisors at possibly different levels, and may thus be of interest to policymakers regarding the proposed “Single Supervisory Mechanism” in Europe, the dual supervisory system existing in US banking, or other analogous regional financial and regulatory arrangements across the globe.

Appendix

Proof of Proposition 4: In this case, central risk sensitive capital ratios are preferred to local ones throughout as the respective loss differential $\Delta_{nr, sr}^s$ evaluates to

$$\frac{1}{2} \left(2(q-1)\phi\omega_d + p(\phi^2 + \frac{(q-1)^2(\omega_d^2 + \omega_a^2)}{p^2 - \kappa^2}) \right) > 0$$

Also, central leverage ratios are always preferred to local ones as the respective loss differential $\Delta_{nl, sl}^s$ evaluates to

$$\frac{(p\phi + (q-1)\omega_d)^2 + (q-1)^2\omega_a^2}{2p} > 0$$

Finally, central leverage ratios are preferred to local leverage ratios in region *A* combined with local risk sensitive capital ratios in region *B* if the respective loss differential $\Delta_{nlArB, sl}^s$, which evaluates to

$$\frac{2p(p^2 - \kappa^2)(4m_n + p\phi^2 + 2(q-1)\phi\omega_d)}{4p(p^2 - \kappa^2)} + \frac{(q-1)^2(2p^2(\omega_d^2 + \omega_a^2) - \kappa^2((\omega_d - \omega_a)^2 + \omega_s^2))}{4p(p^2 - \kappa^2)}$$

is positive; this is satisfied if

$$m_n > m_n''' = \frac{(q-1)^2\kappa^2((\omega_d - \omega_a)^2 + \omega_s^2)}{8p(p^2 - \kappa^2)} - \frac{2p((p^2 - \kappa^2)(p\phi^2 + 2(q-1)\phi\omega_d) + p(q-1)^2(\omega_d^2 + \omega_a^2))}{8p(p^2 - \kappa^2)}$$

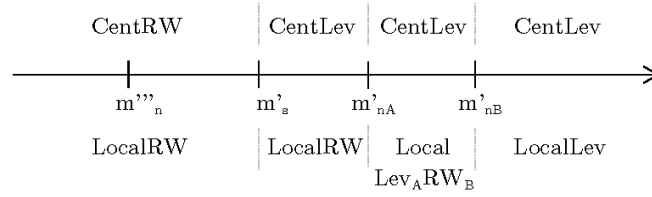
which holds in the region (see Figure 3) where $m_n > m'_s$ as

$$m'_s - m_n''' = \frac{(q-1)^2(2p^2(\omega_d^2 + \omega_a^2) + \kappa^2(\omega_s^2 - (\omega_d - \omega_a)^2))}{8p(p^2 - \kappa^2)} + \frac{2p\phi(p^2 - \kappa^2)(p\phi + 2(q-1)\omega_d)}{8p(p^2 - \kappa^2)} > 0$$

with $\omega_a < \omega_d < \omega_s$ by assumption.

This results in the following preference ordering when $m_n < m'_s$: $SR \succ SL \succ NL$ and $SR \succ NR$. When $m_n > m'_s$, we have $SL \succ SR \succ NR$, $SL \succ NL$ and $SL \succ NL_A R_B$.

Figure 3: Regulators' preference of risk-sensitive capital vs leverage ratios and alternative cost thresholds of discovering bank type



References

- Acharya, V.V., 2003. Is the international convergence of capital adequacy regulation desirable? *Journal of Finance* 58, 2745–2782.
- Agarwal, S., Lucca, D., Seru, A., Trebbi, F., 2014. Inconsistent regulators: Evidence from banking. *Quarterly Journal of Economics* 129, 889–938.
- Agur, I., 2013. Multiple bank regulators and risk taking. *Journal of Financial Stability* 9, 259–268.
- Beck, T., Todorov, R., Wagner, W., 2013. Supervising cross-border banks: theory, evidence and policy. *Economic Policy* 28, 5–44.
- Calzolari, G., Loranth, G., 2011. Regulation of multinational banks: A theoretical inquiry. *Journal of Financial Intermediation* 20, 178–198.
- Colliard, J.E., 2015. Optimal supervisory architecture and financial integration in a banking union. ECB Working Paper No. 1786 .
- Dell’Ariccia, G., Marquez, R., 2006. Competition among regulators and credit market integration. *Journal of Financial Economics* 79, 401–430.
- Hardy, D.C., Nieto, M.J., 2011. Cross-border coordination of prudential supervision and deposit guarantees. *Journal of Financial Stability* 7, 155–164.
- Holthausen, C., Rnde, T., 2004. Cooperation in international banking supervision. ECB Working Paper No. 316 .
- Kahn, C.M., Santos, J.A., 2005. Allocating bank regulatory powers: Lender of last resort, deposit insurance and supervision. *European Economic Review* 49, 2107–2136.
- Rezende, M., 2011. How do joint supervisors examine financial institutions? The case of state banks, in: Eijffinger, S., Masciandaro, D. (Eds.), *Handbook of Central Banking, Financial Regulation and Supervision after the Financial Crisis*. Edward Elgar, Cheltenham, pp. 531–572.